

智慧型馬達啟動控制器

SOFT START MOTOR CONTROLLER



SMC 經濟型系列 SMC ECONMIC SERIES




>>> 型號規格選擇 Choice of Specification & Models


《無保護系統》 Without protection system

額定電流 rated current	額定電壓 rated voltage						長 L (mm)	寬 W (mm)	高 H (mm)	圖 (P)
	208-220VAC	HP	380-440VAC	HP	460-480VAC	HP				
7A	SMC920020	2HP	SMC930030	3HP	SMC940050	5HP	75	127	86	1
10A	SMC920030	3HP	SMC930050	5HP	SMC940075	7.5HP	75	127	86	1
15A	SMC920050	5HP	SMC930075	7.5HP	SMC940100	10HP	120	127	86	2
22A	SMC920075	7.5HP	SMC930100	10HP	SMC940150	15HP	180	127	86	3


上述資料若有變更，恕不另行通知，敬請見諒！All specifications can be modified.



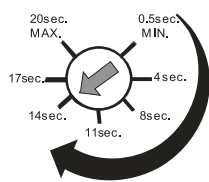
(圖一)



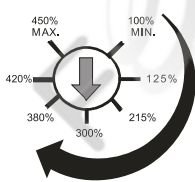
(圖二)



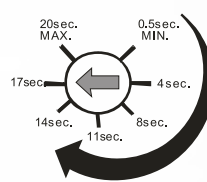
(圖三)



圖(一)

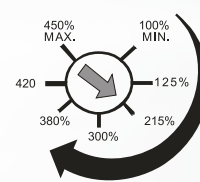


START TORQUE



START TIME

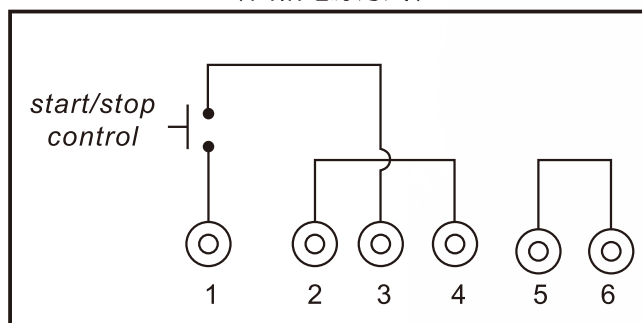
圖(二)



START TORQUE

>>> 控制方式 The Control

(自給電源方式)



使用機種：

220/380 VAC 3HP、5HP、7.5HP

(本機出廠時已將1,3腳直接短路)

規格選擇注意事項：

※智慧型緩衝器搭配方式：負載之馬力數及額定電流須在緩衝器涵蓋範圍內。

※風車、攪拌機、空壓機、鼓風機、粉碎機、輸送機、油壓式工業貨梯、複捲機、萬馬力機、斗升機等產業機械或一小時內啟動次數超過十二次者需升一級使用。

※球磨機需升二級使用。

The choice of Specification：

※Coordination with smart softer：the horsepower and rated current loaded must be in the coverage of softer.

※The level must be upgraded one level to industrial machinery as windmill, mixer, air compressor, blower, grinder, conveyor, hydraulic industrial freight elevator, rewinder, million horsepower machine, bucket elevator, or the machine need to start over 12 times every hour.

※To ball mill, must upgrade 2 levels.

單相馬達緩衝器

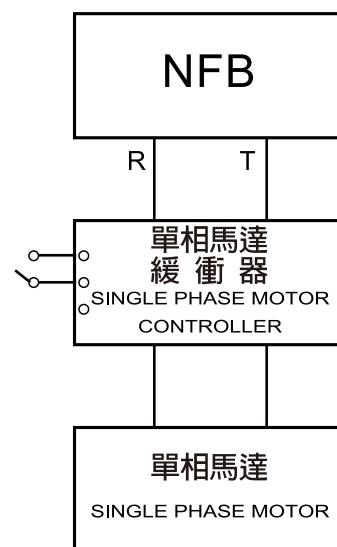


SINGLE PHASE SOFT START CONTROLLER

>>> 產品特性

Product Characteristic

- 本產品具CE國際安全之認證。
- 啟動時可依不同負載來調整啟動扭力與時間，使啟動平順圓滑。
- 採用矽控整流體(SCR)控制：無接點、無弧光、無光端磨損，相當於半永久性的使用壽命。
- 耐粉塵、耐潮，可適用於ON-OFF頻繁及怕火花產生的場所，工安有保障。
- 應用於單相泵浦馬達及單相感應式馬達，可以有效消除水錘問題。
- This controller is passed CE international quality accreditation.
- Starting torque and time can be adjusted according to the different load when starting, and make starting smoothly and stably.
- Use SCR control: without connecting points, arc light smooth face wearingm, or sue-life forever similarly.
- Powder-dust proof, moisture proof, suitable to ON-OFF frequently and the place can't have spark, thg factory security can be ensured.
- Single phase pump motor and single phase motor can best water hammer removing function.



>>> 適用負載

Loading Suitable

應用於單相泵浦馬達可以有效消除水錘問題。

Applied to single phase to resolve the problem effectively of water hammer.

適用於單相感應式馬達須啟動平順之場所，如電動鐵門.....。

Suitable to the place need to start smoothly with single phase induction motor, eg. : electric iron gate.....

>>> 一般特性

General Characteristic

主電源 main voltage	AC110V, 220V
工作頻率 work frequency	47-63 Hz
輸入控制訊號 input control signal	乾接點輸入 dry contact point
使用環境 environment	周溫-10~50°C 溼度90RH %以下 Around temperature -10°C~50°C, humidity under 90% RH.
高度 height	標高2000公尺以下 below is under 2000 metres

>>> 型號規格選擇 Choice of Specification & Models

額定電壓 Rated voltage			長 L (mm)	寬 W (mm)	高 H (mm)	圖 P
110V	220V	HP				
JK1110HP	JK2210HP	1HP	75	102	103	1
JK1120HP	JK2220HP	2HP	75	102	103	1
JK1130HP	JK2230HP	3HP	75	102	103	1

上述資料若有變更，恕不另行通知，敬請見諒！All specifications can be modified.



(圖一)