

# CPM-12A

## Multifunction Power meter Manual




# CPM-12A Manual

## Description

CPM-12A multifunction power meter provide high accuracy single phase and three-phase measuring and displaying, energy accumulating, power quality analysis, and data communication. Hardware can be option a RS485 Modbus communication port.

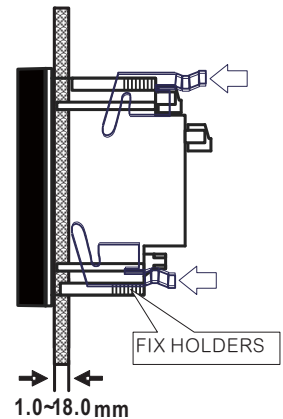
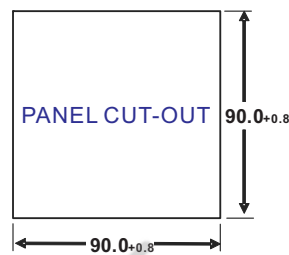
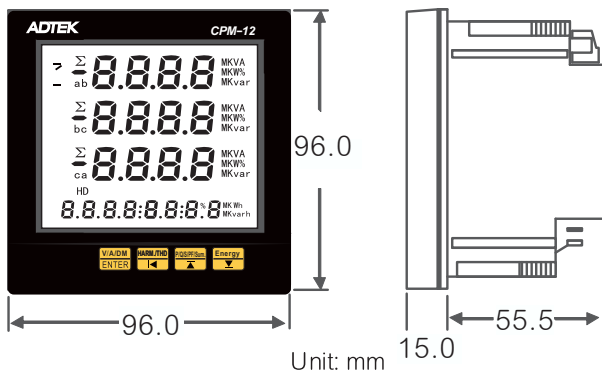
## Panel Description



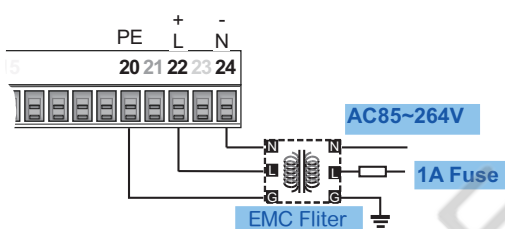
Display	Description
Three line of 8 digits in the metering area	Display metering data such as voltage \ current \ power factor \ unbalance \ etc.
MKVA \ MKW \ MKvar \ %	Display metering data unit
a \ b \ c	a, b, c for 3 phase
ab \ bc \ ca	a-b, b-c, c-a for 3 phase line to line
Eight 8	Display energy value
MKWh \ MKvarh	Display energy unit
HD	THD of Voltage / Current
$\Sigma$	Summary or Average
$\rhd$	Communication indicator icon
-	Wiring changed

- V/A/DM ENTER** Enter / Confirm  
Quickly index: Voltage / Current
- HARM./THD** Shift input position / Press 2sec back to previous menu  
Quickly index: THD
- PIQ/S/PF/Sum** Up / Number increase  
Quickly index: Power parameters
- Energy** Down / Number decrease  
Quickly index: Energy parameters

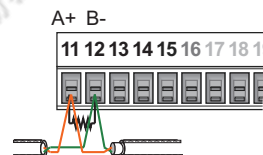
## Dimensions & Installation



## AUX Power

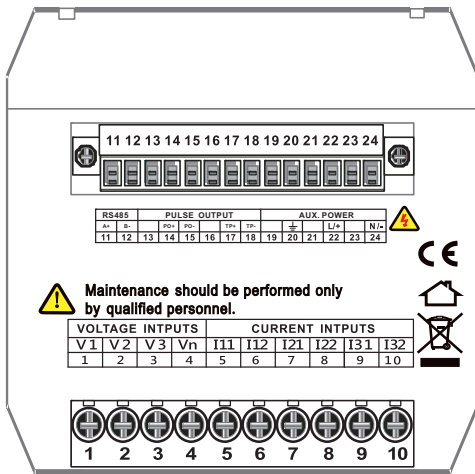


## RS485 Communication port

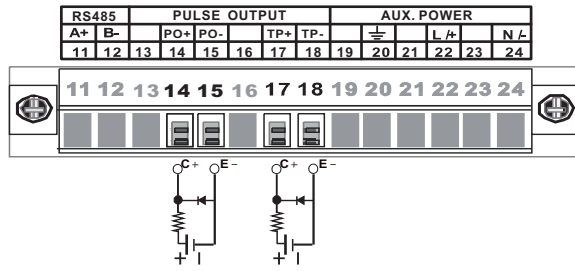


Distance Max.: 1200M  
Terminator: 120~300Ω/0.25W  
(Standard: 150Ω)

# Connection diagram

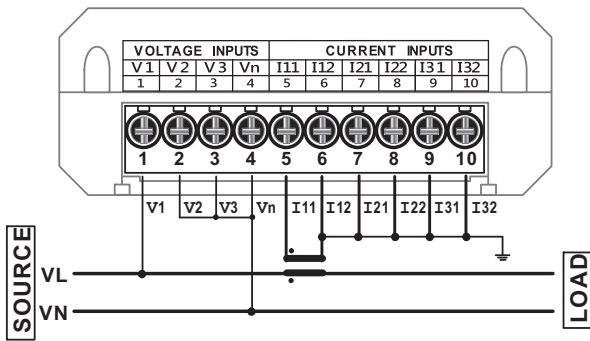


## Pulse Output

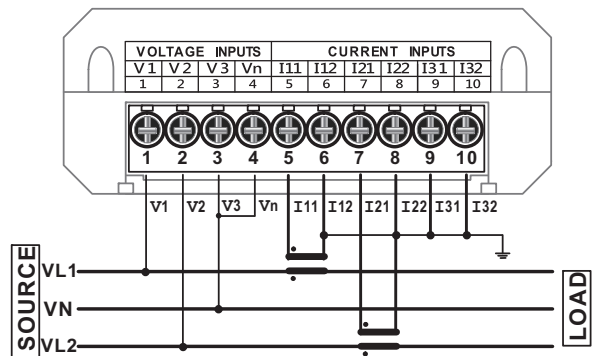


## Voltage and current connection

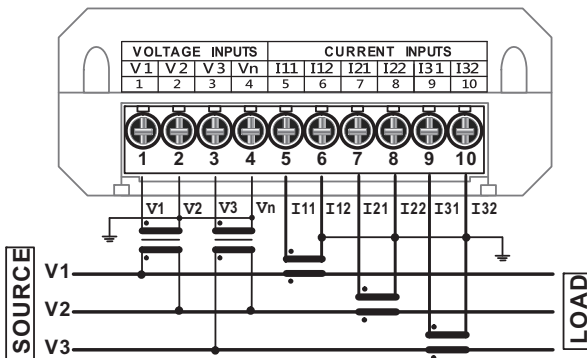
1P2W-[1P2W]



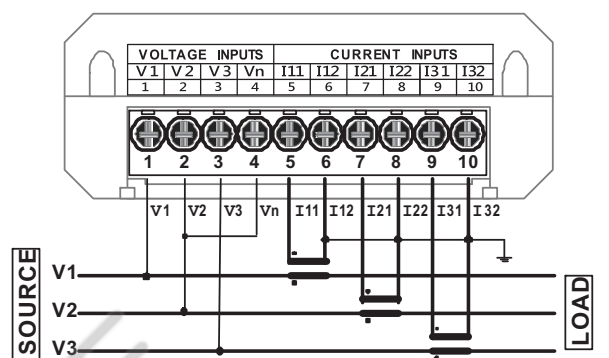
1P3W-[1P3W]



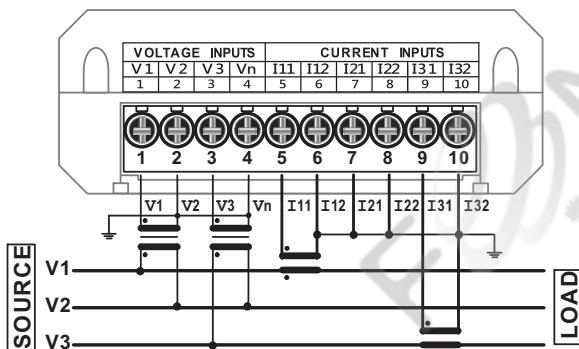
3P3W-2PT/3CT[3P3W3CT]



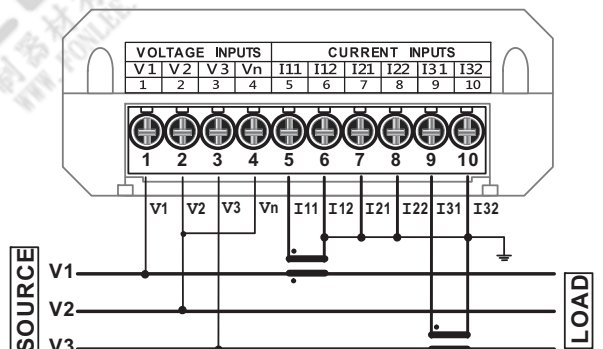
3P3W-W/O PT / 3CT [3P3W3CT]



3P3W-2PT/2CT[3P3W2CT]

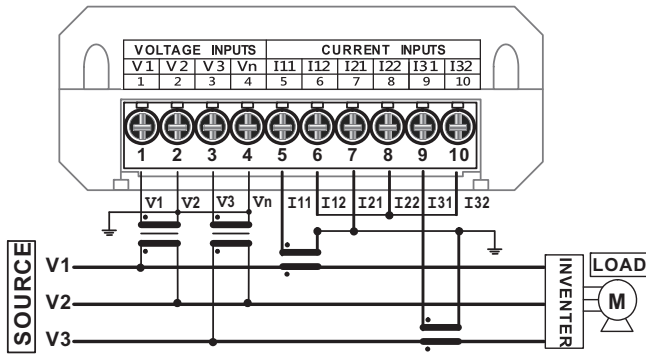


3P3W-W/O PT/2CT[3P3W2CT]

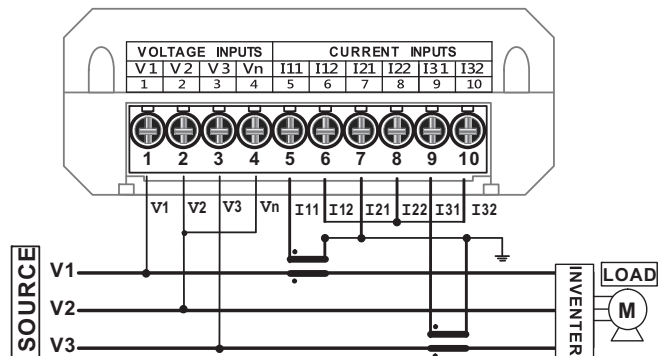


※This CT connection is available use for Inverter load or normal load situation

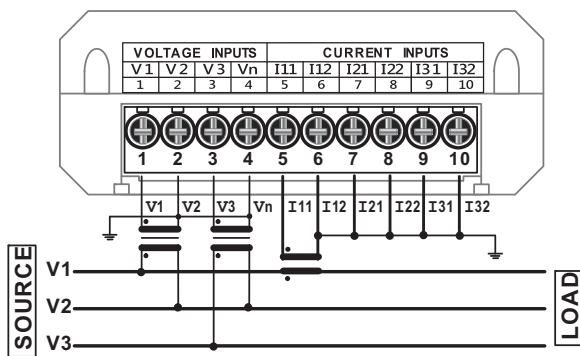
3P3W-2PT/2CT[3P3W2CT]



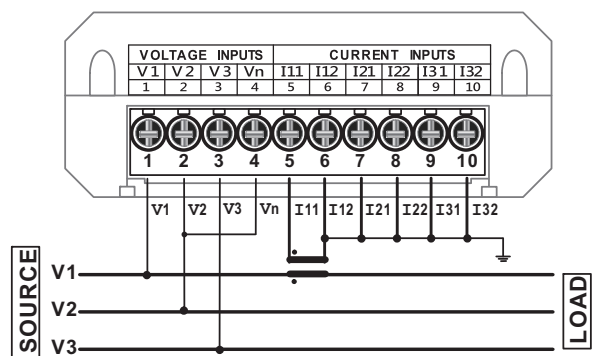
3P3W-W/O PT/2CT[3P3W2CT]



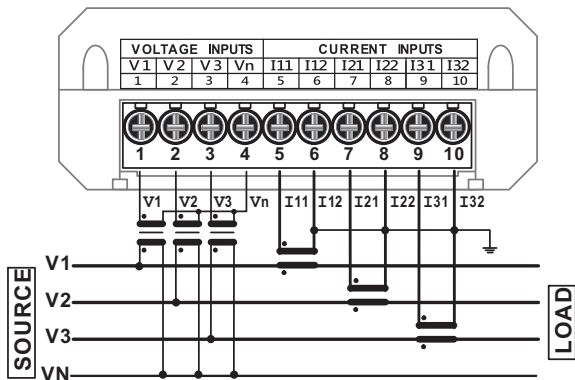
3P3W-2PT/1CT[3P3W1CT]



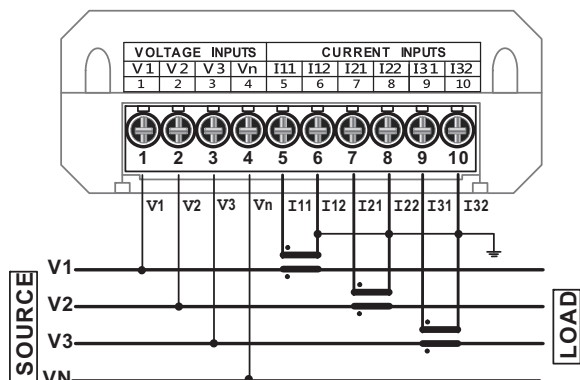
3P3W-W/O PT/1CT[3P3W1CT]



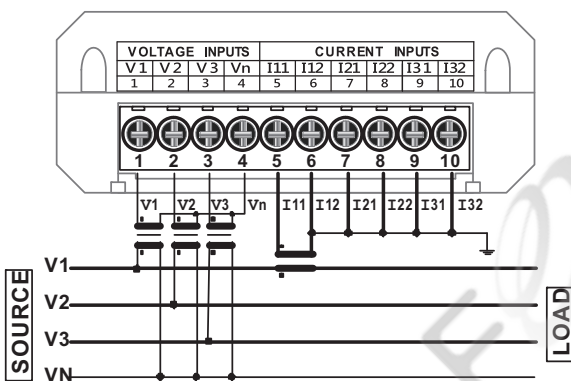
3P4W-3PT/3CT[3P4W3CT]



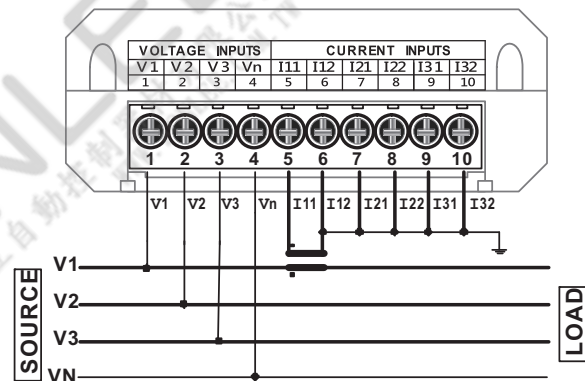
3P4W-W/O PT/3CT[3P4W3CT]



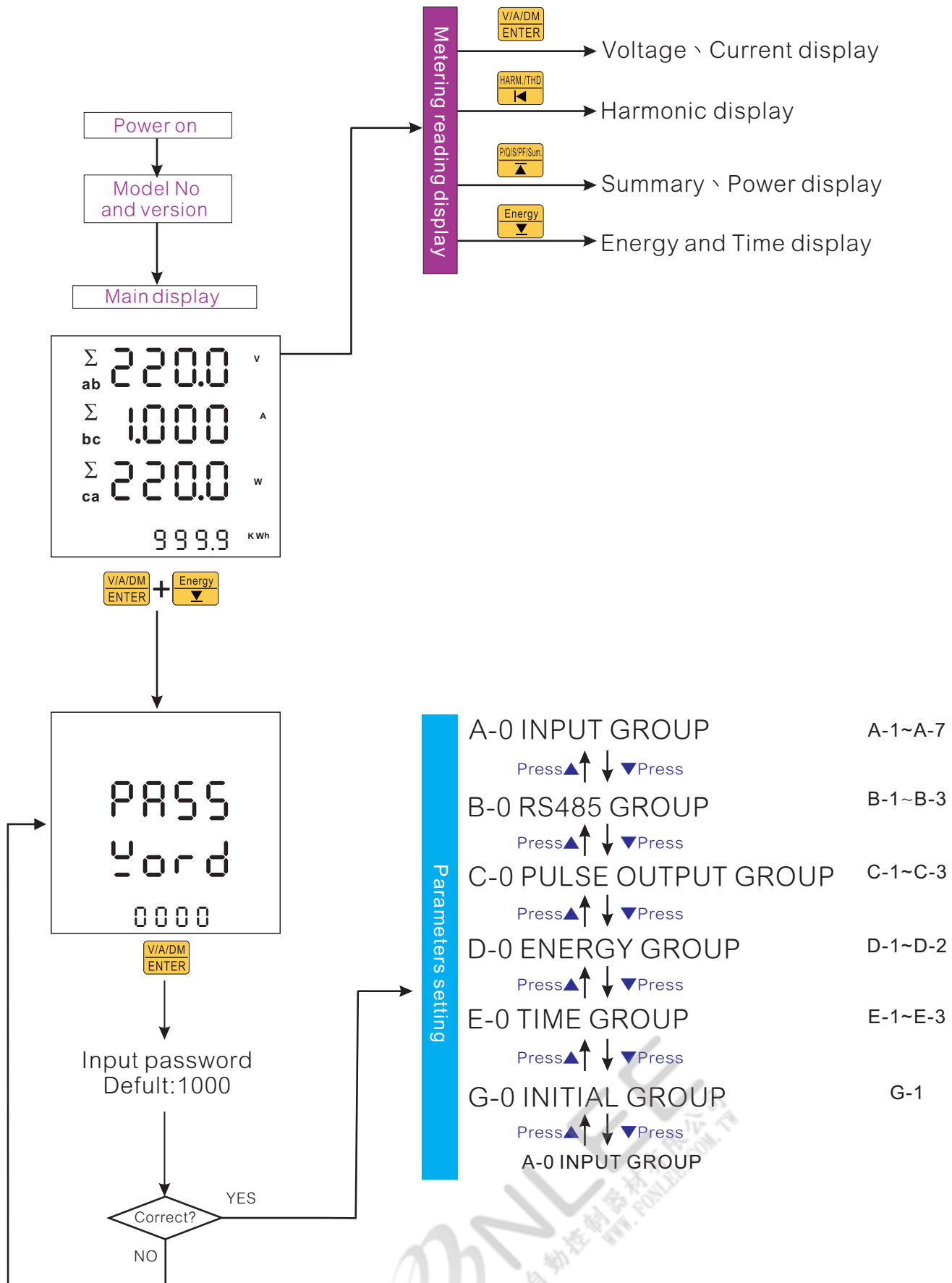
3P4W-3PT/1CT[3P4W1CT]



3P4W-W/O PT/1CT[3P4W1CT]

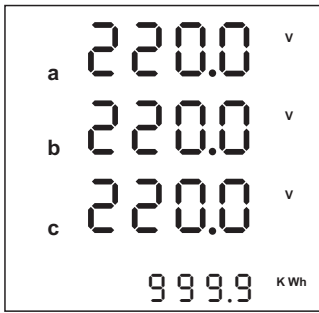


# Operational flow chart



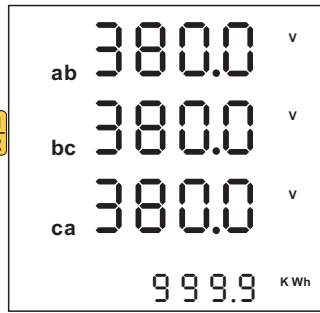
## Voltage/Current display

Press **V/A/DM**  
**ENTER**



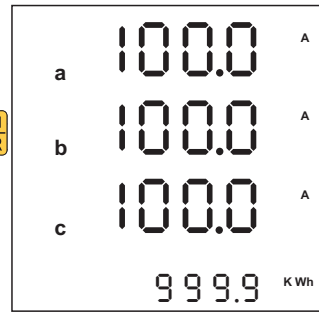
Each phase voltage

**V/A/DM**  
**ENTER**



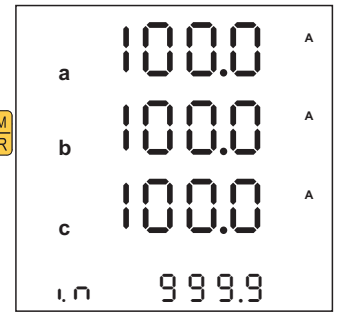
Each line voltage

**V/A/DM**  
**ENTER**



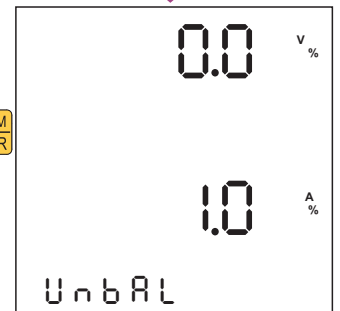
Each phase current

**V/A/DM**  
**ENTER**



Current & Neutral current

**V/A/DM**  
**ENTER**



Voltage/  
Current unbalance

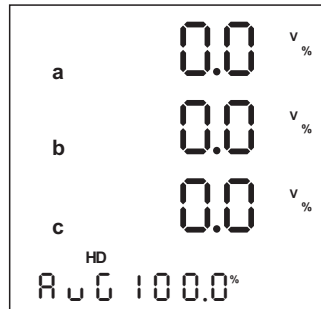
Back to each phase voltage

**V/A/DM**  
**ENTER**

## Total harmonic display

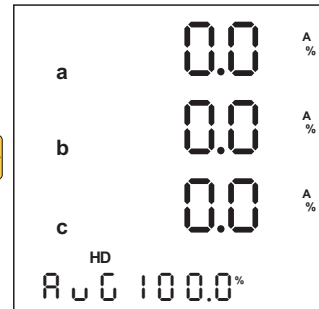
Press **HARM./THD**

System type:  
1P2W/1P3W/  
3P4W1CT/  
3P4W3CT



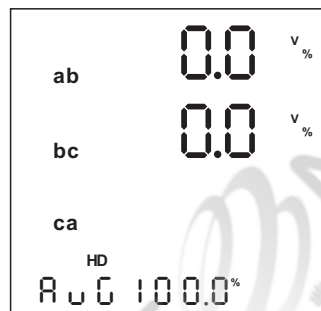
Each phase voltage  
harmonic & Average  
phase voltage harmonic

**HARM./THD**



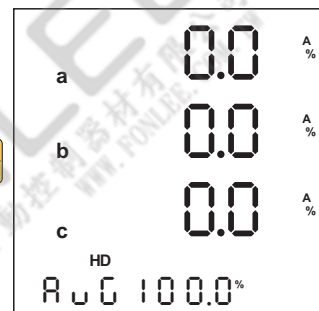
Current harmonic &  
Average current  
harmonic

System type:  
3P3W1CT/  
3P3W2CT/  
3P3W3CT/



Each line voltage  
harmonic & Average line  
voltage harmonic

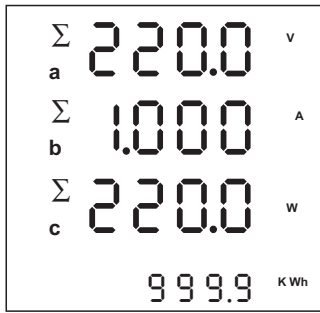
**HARM./THD**



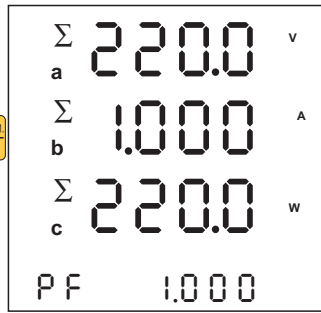
Current harmonic &  
Average current  
harmonic

# Summary and Power parameters display

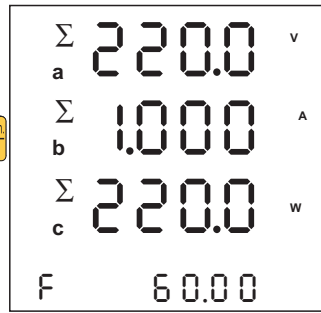
Press 



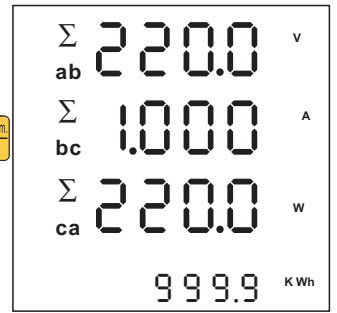
Summary-0  
Phase voltage/ Current/  
Active power/  
IMP active energy



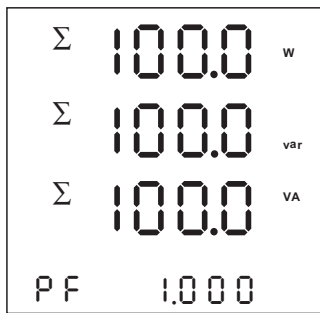
Summary-1  
Phase voltage/ Current/  
Active power/  
PF



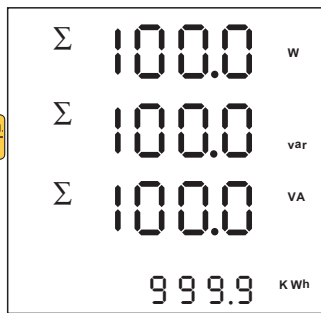
Summary-2  
Phase voltage/ Current/  
Active power/  
Frequency



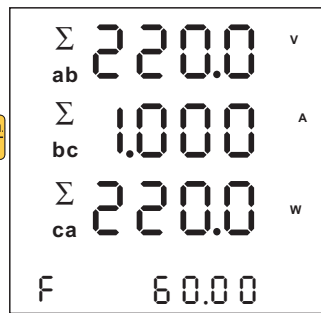
Summary-3  
line voltage/ Current/  
Active power/  
IMP active energy



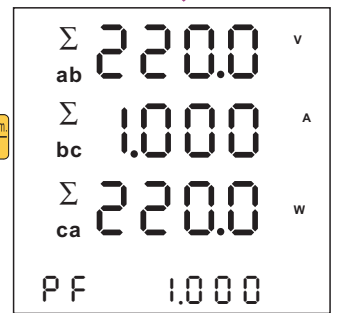
Summary-7  
Active power/  
Reactive power/  
Total apparent power/  
PF



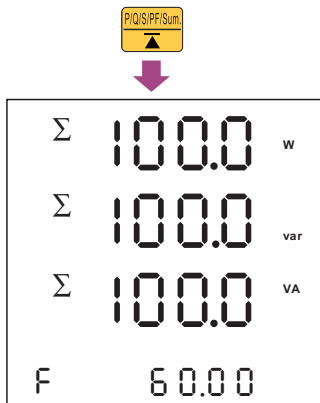
Summary-6  
Active power/  
Reactive power/  
Total apparent power/  
IMP active energy



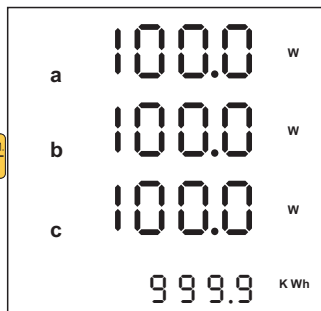
Summary-5  
line voltage/ Current/  
Active power/  
Frequency



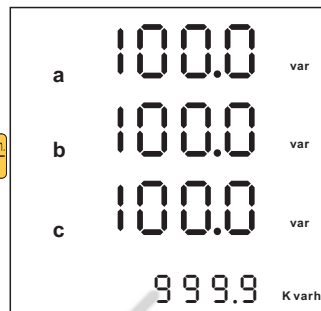
Summary-4  
line voltage/ Current/  
Active power/  
PF




Summary-8  
Active power/  
Reactive power/  
Total apparent power/  
Frequency



Each phase  
active power/  
IMP active energy



Each phase  
reactive power/  
IMP reactive energy



Each phase apparent  
power/  
IMP active energy

Back to Summary-0

Each phase power factor/  
Average power factor

## Energy and Time display

Press

IMP active energy

→

EXP active energy

→

Total active energy

→

Net active energy

↓

Net reactive energy

←

Total reactive energy

←

EXP reactive energy

←

IMP reactive energy

↓

Total apparent energy

→

CO<sub>2</sub>  
Unit:KG

→

Operation time  
Hour:Minute

→

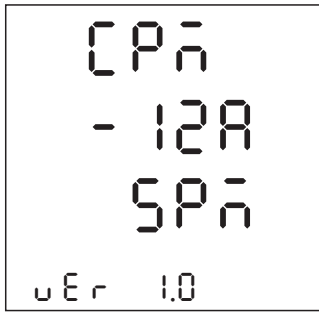
Running time  
(Time start at current of  
secondary side >1%)  
Hour:Minute

↓

Back to IMP active energy

## Model、Optional、Version display

Press  + 



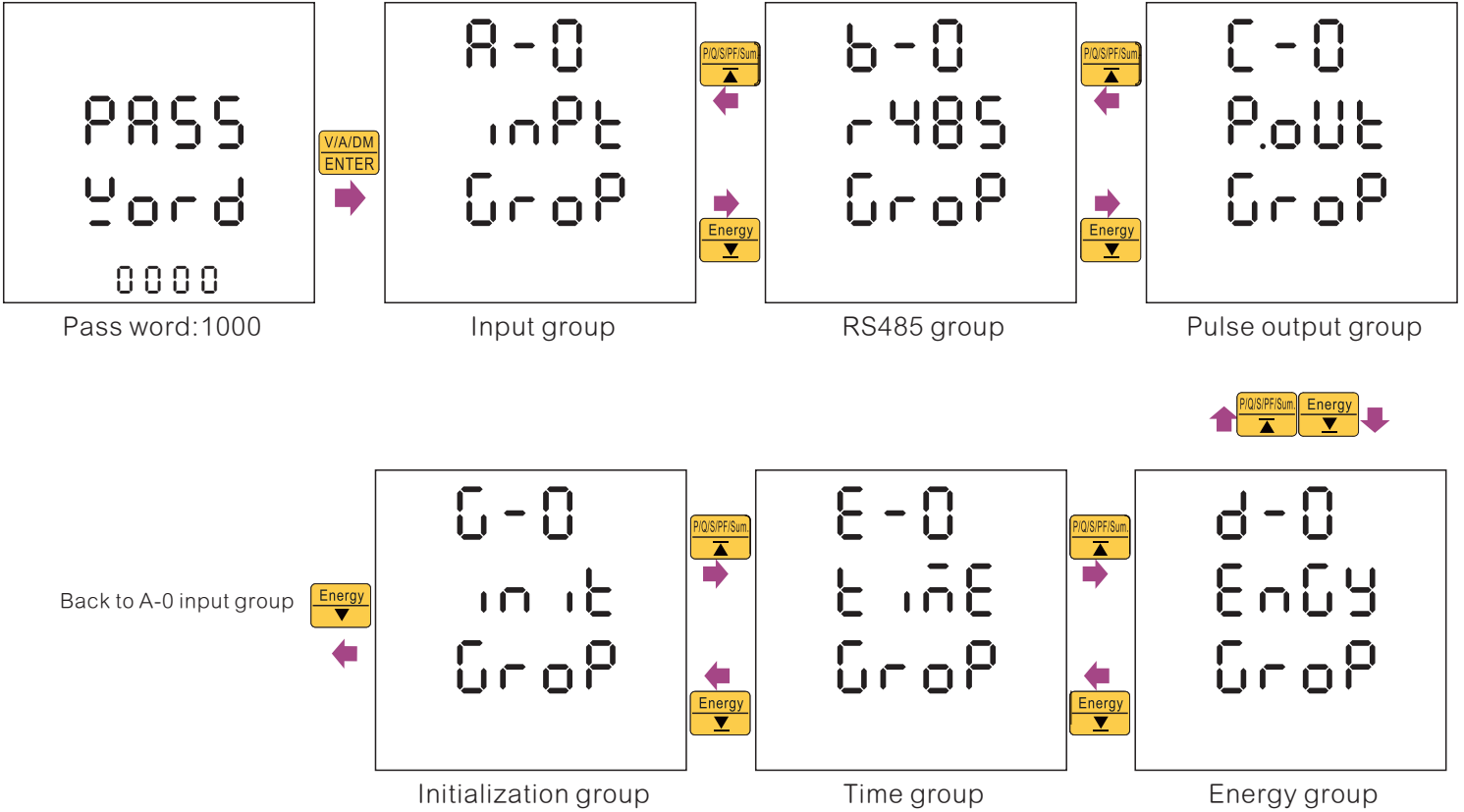
CPM-12A  
5:5A input  
P:Pulse output  
M:RS485 Modbus  
V1.0

FONLEE  
豐立自動控制器材有限公司  
WWW.FONLEE.COM.TW

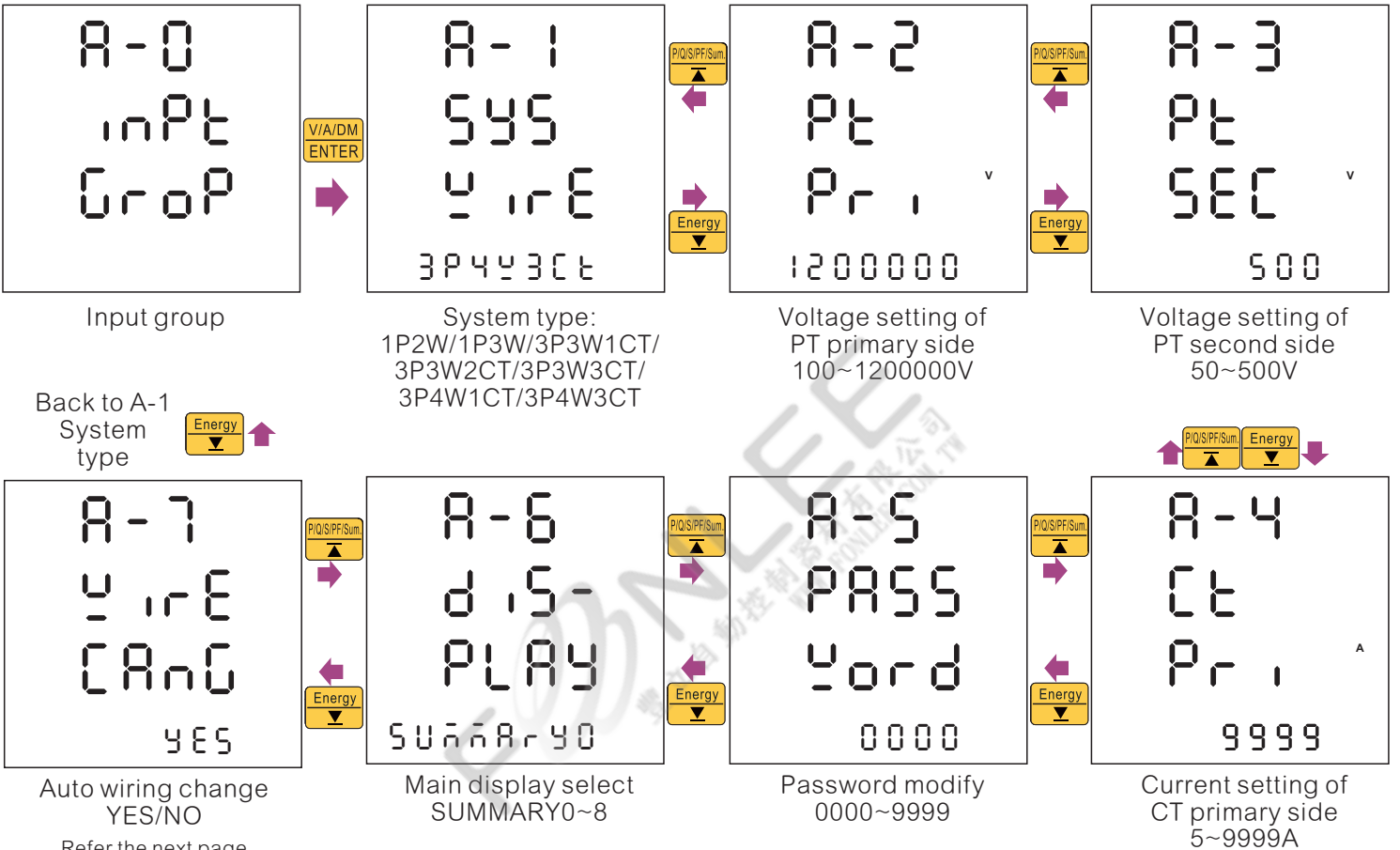
# Parameters setting

**V/A/DM** **ENTER** : into setting or confirm setting      **HARM/THD** : Press 2 sec back to previous menu or main display

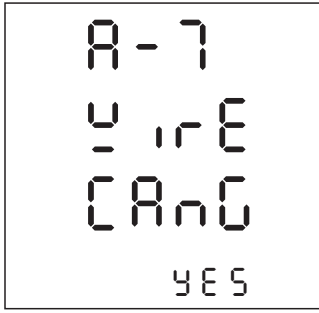
Press **V/A/DM** **ENTER** + **Energy**



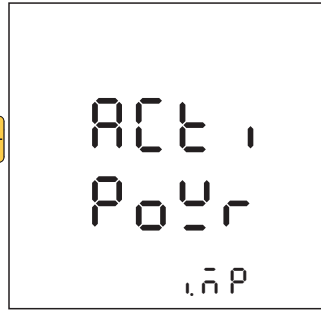
## Input Group



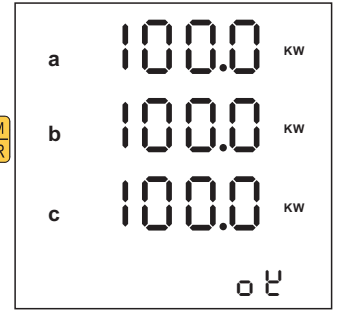
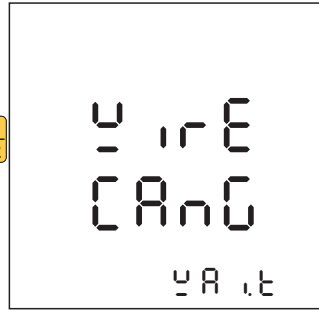
# Auto wiring change



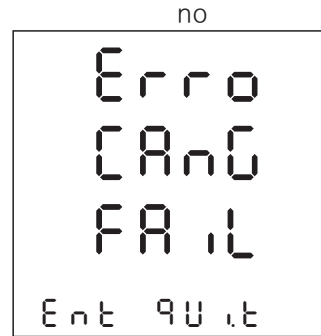
Wire change progress:  
YES/NO



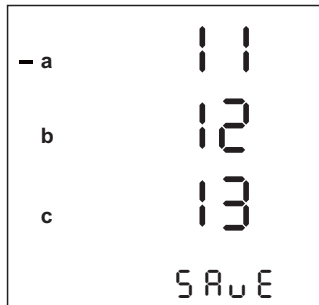
Select system input is  
IMP/EXP



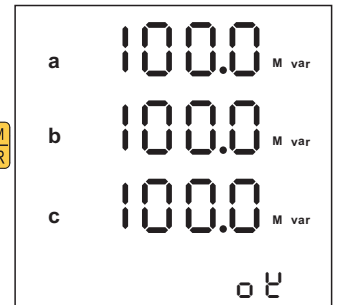
Confirm active power values:  
OK/NO



Wiring change failure  
Press Enter to Quit



Wiring change complete:  
default / save / abort

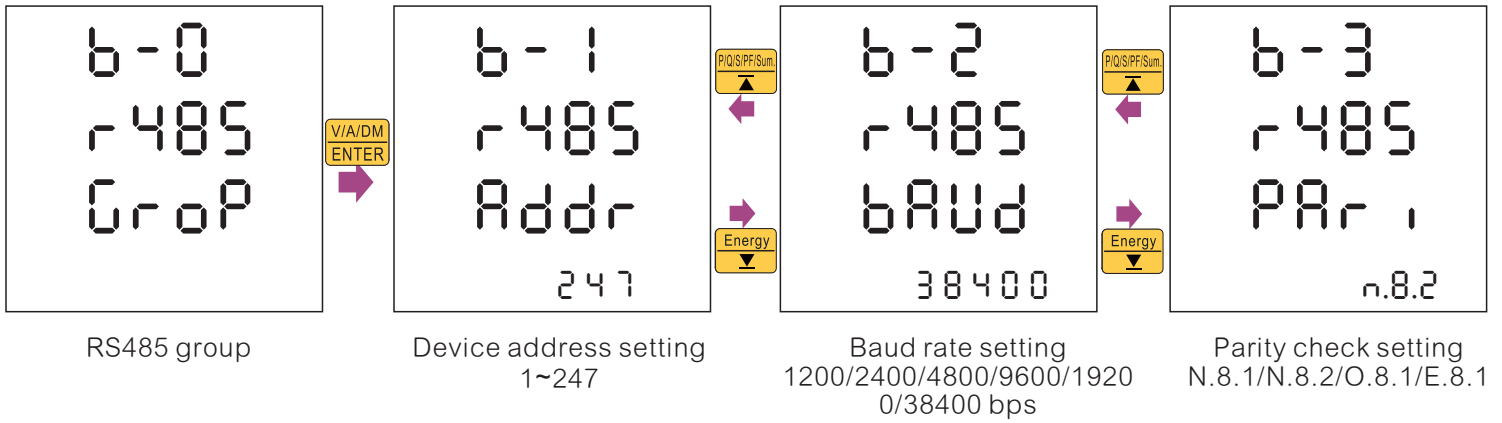


Confirm reactive power  
values:OK/NO

Auto wiring change condition limit :  
 3P4W-3CT : VN must be correct and  $\theta < \pm 59^\circ$   
 3P4W-1CT :  $\theta < \pm 59^\circ$   
 3P3W-2CT : V2 must be correct and  $\theta < \pm 59^\circ$   
 3P3W-3CT : V2 must be correct and  $\theta < \pm 59^\circ$   
 1P3W : VN must be correct and  $\theta < \pm 59^\circ$   
 1P2W :  $\theta < \pm 59^\circ$   
 3P3W-1CT:N/A

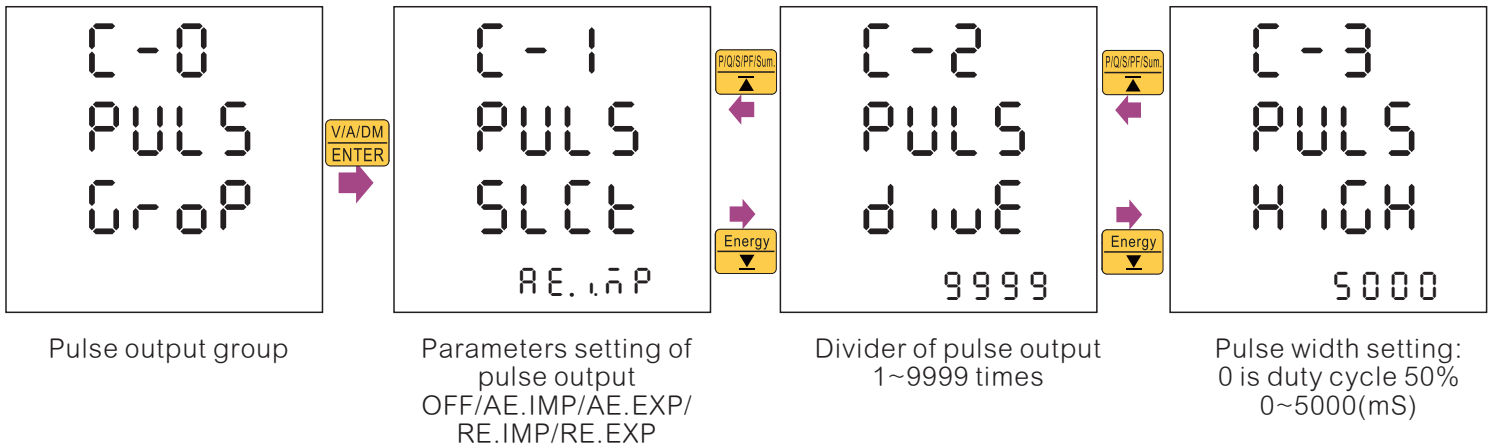


RS485 Group



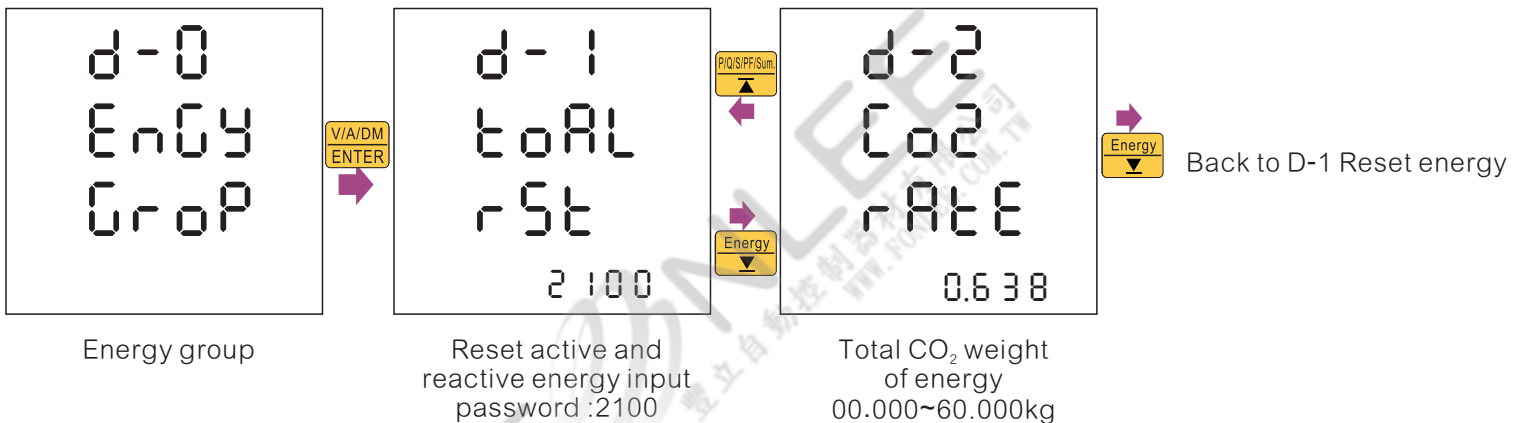
Energy (down) →  
Back to B-1 Device address setting

Pulse Output Group



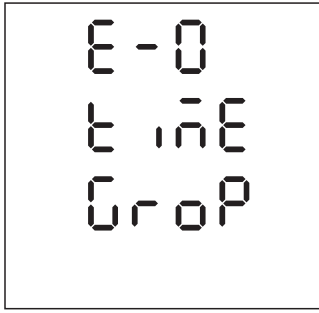
Energy (down) →  
Back to C-1 Parameter setting of pulse output

Energy Group

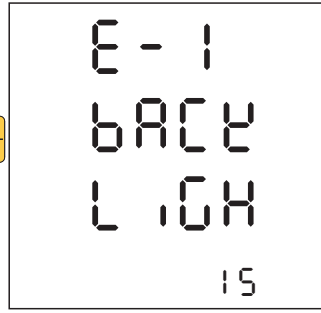


Energy (down) →  
Back to D-1 Reset energy

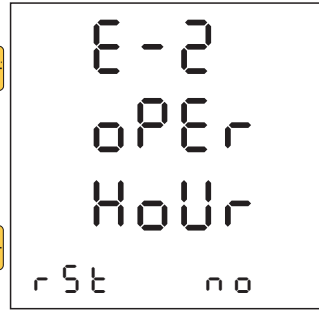
Time Group




Time group



LCM backlight delay time setting  
0~15Min,0 is always ON



Reset operation time  
NO/YES

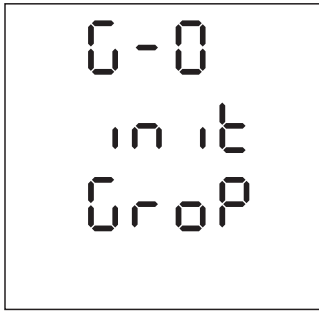


Reset running time  
NO/YES



Back to E-1 backlight delay time setting

Initial Group



Initialization Group



Input password:  
7170

# RS485 communication table

System setting ( Function code : 03h , 06h , 10h )

## Input group

Parameter	Address	Range	Description	Default	Property
SYS WIRE	0000h	0~6	Metering system type 0: 1P2W 1: 1P3W 2: 3P3W1CT 3: 3P3W2CT 4: 3P3W3CT 5: 3P4W1CT 6: 3P4W3CT	6	R/W
PT PRI	0001h	100 ~ 1200000V	PT Primary side voltage(High Word)	500	R/W
	0002h		PT Primary side voltage(Low Word)		R/W
PT SEC	0003h	50~500V	PT Secondary side voltage	500	R/W
CT PRI	0004h	5~9999A (1~9999A)	CT Primary side current	5	R/W
PASS WORD	0005h	0000~9999	Password setting	1000	R/W
DISPLAY	0006h	0~8	Main summary display select 0: SUMMARY 3-PHASE 0 1: SUMMARY 3-PHASE 1 2: SUMMARY 3-PHASE 2 3: SUMMARY 3-PHASE 3 4: SUMMARY 3-PHASE 4 5: SUMMARY 3-PHASE 5 6: SUMMARY 3-PHASE 6 7: SUMMARY 3-PHASE 7 8: SUMMARY 3-PHASE 8	0	R/W

## RS485 communication setting

Parameter	Address	Range	Description	Default	Property
RS485 ADDR	002Ah	1~247	Device address setting	1	R/W
RS485 BAUD	002Bh	0~5	Baud rate 0:1200 1:2400 2:4800 3:9600 4:19200 5:38400 bps	3	R/W
RS485 PARI	002Ch	0~3	Parity Check 0:N,8,1 1:N,8,2 2:O,8,1 3:E,8,1	1	R/W

## Pulse output setting

Parameter	Address	Range	Description	Default	Property
PULS SLCT	0037h	0~4	Parameter setting of pulse output 0:OFF 1:AE.IMP 2:AE.EXP 3:RE.IMP 4:RE.EXP	1	R/W
PULS DIVE	0038h	1~9999	Divider of pulse output	1	R/W
PULS HIGH	0039h	0~5000 (mS)	Pulse width setting ; 0 is duty cycle 50%	0	R/W

## Energy setting

Parameter	Address	Range	Description	Default	Property
TOAL RST	0048h	0~1	Reset Active, Reactive, Apparent energy and CO <sub>2</sub> values 0:NO 1:YES	0	R/W
CO <sub>2</sub> RATE	004Ah	00.000~60.000kg	Rate setting of CO <sub>2</sub> weight per kWh	638	R/W

## Time setting

Parameter	Address	Range	Description	Default	Property
BACK LIGH	004Eh	0~15Min	LCM backlight delay time setting ; 0 is always ON	1	R/W
OPER HOUR RST	0055h	0~1	Reset operation time 0:NO 1:YES	0	R/W
RUN HOUR RST	0056h	0~1	Reset running time 0:NO 1:YES	0	R/W

## Initialization setting

Parameter	Address	Range	Description	Default	Property
INIT	0062h	0000~9999	Initialization code:7170	0	R/W

# Metering parameters reading( Code : 03h )

Parameter	Address	Range	Description	Default	Property
FREQ	0130h	45.00~65.00Hz	Frequency		R
U1	0131h	0.0 ~ 1200000.0V	Phase1 voltage (High Word)		R
	0132h		Phase1 voltage(Low Word)		R
U2	0133h	0.0 ~ 1200000.0V	Phase2 voltage(High Word)		R
	0134h		Phase2 voltage(Low Word)		R
U3	0135h	0.0 ~ 1200000.0V	Phase3 voltage(High Word)		R
	0136h		Phase3 voltage(Low Word)		R
ULN.AVG	0137h	0.0 ~ 1200000.0V	Average phase voltage(High Word)		R
	0138h		Average phase voltage(Low Word)		R
U12	0139h	0.0 ~ 1200000.0V	Phase1 line voltage (High Word)		R
	013Ah		Phase1 line voltage (Low Word)		R
U23	013Bh	0.0 ~ 1200000.0V	Phase2 line voltage(High Word)		R
	013Ch		Phase2 line voltage(Low Word)		R
U31	013Dh	0.0 ~ 1200000.0V	Phase3 line voltage(High Word)		R
	013Eh		Phase3 line voltage(Low Word)		R
ULL.AVG	013Fh	0.0 ~ 1200000.0V	Average line voltage(High Word)		R
	0140h		Average line voltage(Low Word)		R
I1	0141h	0.000~9999.999A	I1 current(High Word)		R
	0142h		I1 current(Low Word)		R
I2	0143h	0.000~9999.999A	I2 current(High Word)		R
	0144h		I2 current(Low Word)		R
I3	0145h	0.000~9999.999A	I3 current(High Word)		R
	0146h		I3 current(Low Word)		R
I.AVG	0147h	0.000~9999.999A	Average current(High Word)		R
	0148h		Average current(Low Word)		R
IN	0149h	0.000~9999.999A	Neutral current(High Word)		R
	014Ah		Neutral current(Low Word)		R
P-1	014Bh	-999999999~999999999W	Phase1 active power(High Word)		R
	014Ch		Phase1 active power(Low Word)		R
P-2	014Dh	-999999999~999999999W	Phase2 active power(High Word)		R
	014Eh		Phase2 phase active power(Low Word)		R
P-3	014Fh	-999999999~999999999W	Phase3 active power(High Word)		R
	0150h		Phase3 active power(Low Word)		R
P.SUM	0151h	-999999999~999999999W	Total active power(High Word)		R
	0152h		Total active power(Low Word)		R
Q-1	0153h	-999999999~999999999VAR	Phase1 reactive power(High Word)		R
	0154h		Phase1 reactive power(Low Word)		R
Q-2	0155h	-999999999~999999999VAR	Phase2 reactive power(High Word)		R
	0156h		Phase2 reactive power(Low Word)		R
Q-3	0157h	-999999999~999999999VAR	Phase3 reactive power(High Word)		R
	0158h		Phase3 reactive power(Low Word)		R
Q.SUM	0159h	-999999999~999999999VAR	Total reactive power(High Word)		R
	015Ah		Total reactive power(Low Word)		R
S-1	015Bh	0~999999999VA	Phase1 apparent power(High Word)		R
	015Ch		Phase1 apparent power(Low Word)		R
S-2	015Dh	0~999999999VA	Phase2 apparent power(High Word)		R
	015Eh		Phase2 apparent power(Low Word)		R
S-3	015Fh	0~999999999VA	Phase3 apparent power(High Word)		R
	0160h		Phase3 apparent power(Low Word)		R
S.SUM	0161h	0~999999999VA	Total apparent power(High Word)		R
	0162h		Total apparent power(Low Word)		R
PF1	0163h	-0.020~+1.000~0.020	Phase1 power factor		R
PF2	0164h	-0.020~+1.000~0.020	Phase2 power factor		R
PF3	0165h	-0.020~+1.000~0.020	Phase3 power factor		R
PF.AVG	0166h	-0.020~+1.000~0.020	Average Power Factor		R
Uunbl	0167h	0~300.0%	Voltage unbalance		R
Iunbl	0168h	0~300.0%	Current unbalance		R

Parameter	Address	Range	Description	Default	Property
AE-IMP	0181h	0.0~9999999.9kWh	Import active energy(High Word)		R
	0182h		Import active energy(Low Word)		R
AE-EXP	0183h	0.0~9999999.9kWh	Export active energy(High Word)		R
	0184h		Export active energy(Low Word)		R
AE-Total	0185h	0.0~9999999.9kWh	Total active energy(High Word)		R
	0186h		Total active energy(Low Word)		R
AE-Net	0187h	-999999.9~9999999.9kWh	Net active energy(High Word)		R
	0188h		Net active energy(Low Word)		R
RE-IMP	0189h	0.0~9999999.9kVARh	Import reactive energy(High Word)		R
	018Ah		Import reactive energy(Low Word)		R
RE-Exp	018Bh	0.0~9999999.9kVARh	Export reactive energy(High Word)		R
	018Ch		Export reactive energy(Low Word)		R
RE-Total	018Dh	0.0~9999999.9kVARh	Total reactive energy(High Word)		R
	018Eh		Total reactive energy(Low Word)		R
RE-Net	018Fh	-999999.9 ~9999999.9kVARh	Net reactive energy(High Word)		R
	0190h		Net reactive energy(Low Word)		R
SE-Total	0191h	0.0~9999999.9kVAh	Total apparent energy(High Word)		R
	0192h		Total apparent energy(Low Word)		R

Parameter	Address	Range	Description	Default	Property
CO <sub>2</sub>	0195h	0.000~99999.999kg	Total CO <sub>2</sub> weight of energy(High Word)		R
	0196h		Total CO <sub>2</sub> weight of energy(Low Word)		R

Parameter	Address	Range	Description	Default	Property
OPERATING HOUR	0198h	0~59999999Min	Operation time(High Word)		R
	0199h		Operation time(Low Word)		R
RUN HOUR	019Ah	0~59999999Min	Running time(High Word)		R
	019Bh		Running time(Low Word)		R

Parameter	Address	Range	Description	Default	Property
U1(U12).THD	029Fh	0.0~100.0%	U1(U12) total harmonic of voltage		R
U2(U23).THD	02A0h	0.0~100.0%	U2(U23) total harmonic of voltage		R
U3(U31).THD	02A1h	0.0~100.0%	U3(U31) total harmonic of voltage		R
UAVG.THd	02A2h	0.0~100.0%	Average total harmonic of voltage		R
I1.THd	02A3h	0.0~100.0%	I1 total harmonic of current		R
I2.THd	02A4h	0.0~100.0%	I2 total harmonic of current		R
I3.THd	02A5h	0.0~100.0%	I3 total harmonic of current		R
Iavg.THd	02A6h	0.0~100.0%	Average total harmonic of current		R


  
 豐立自動控制器材有限公司
   
 WWW.FONLEE.COM.TW

## User define setting( Code : 03h, 06h, 10h )

Parameter	Address	Range	Description	Default	Property
U.DF01P	5000h	0130h~0177h 0181h~019Bh 029Fh~02A6h	Parameters address assignment	0130h	R/W
U.DF02P	5001h			0131h	R/W
U.DF03P	5002h			0132h	R/W
U.DF04P	5003h			0133h	R/W
U.DF05P	5004h			0134h	R/W
U.DF06P	5005h			0135h	R/W
U.DF07P	5006h			0136h	R/W
U.DF08P	5007h			0137h	R/W
U.DF09P	5008h			0138h	R/W
U.DF10P	5009h			0139h	R/W
U.DF11P	500Ah			013Ah	R/W
U.DF12P	500Bh			013Bh	R/W
U.DF13P	500Ch			013Ch	R/W
U.DF14P	500Dh			013Dh	R/W
U.DF15P	500Eh			013Eh	R/W
U.DF16P	500Fh			013Fh	R/W
U.DF17P	5010h			0140h	R/W
U.DF18P	5011h			0141h	R/W
U.DF19P	5012h			0142h	R/W
U.DF20P	5013h			0143h	R/W
U.DF01V	5014h		Reading of parameters		R
U.DF02V	5015h				R
U.DF03V	5016h				R
U.DF04V	5017h				R
U.DF05V	5018h				R
U.DF06V	5019h				R
U.DF07V	501Ah				R
U.DF08V	501Bh				R
U.DF09V	501Ch				R
U.DF10V	501Dh				R
U.DF11V	501Eh				R
U.DF12V	501Fh				R
U.DF13V	5020h				R
U.DF14V	5021h				R
U.DF15V	5022h				R
U.DF16V	5023h				R
U.DF17V	5024h		R		
U.DF18V	5025h		R		
U.DF19V	5026h		R		
U.DF20V	5027h		R		

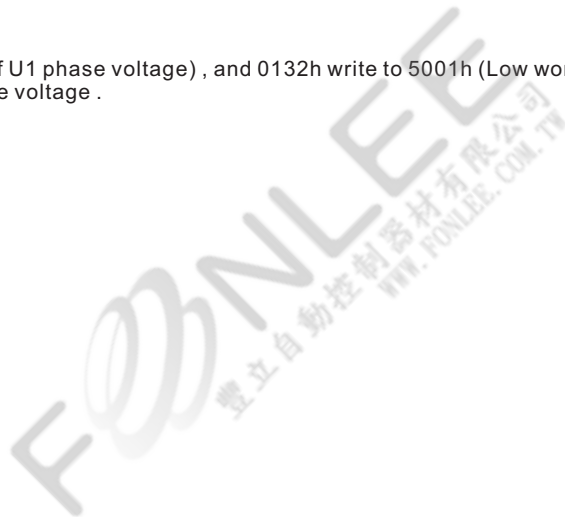
### User define field function description:

This function is let users to read the value of the parameters of what to be read at once time.

Will be read of the parameters register code fill in 5000h ~ 5013h then can read the value of the parameters from 5014h~5027h

For example:

If 0131h write to 5000h (High word register of U1 phase voltage) , and 0132h write to 5001h (Low word register of U1 phase voltage)  
Read 5014h and 5015h are value of U1 phase voltage .


  
 豐立自動控制器材有限公司
   
 WWW.FONLEE.COM.TW

Floating data( Function code : 03h ):

Parameter	Address	Range	Description	Default	Property
FREQ	7000h	45.00~65.00Hz	Frequency		R
	7001h				
U1	7002h	0.0 ~ 1200000.0 V	Phase1 voltage		R
	7003h				
U2	7004h	0.0 ~ 1200000.0 V	Phase2 voltage		R
	7005h				
U3	7006h	0.0 ~ 1200000.0 V	Phase3 voltage		R
	7007h				
ULN.AVG	7008h	0.0 ~ 1200000.0 V	Average phase voltage		R
	7009h				
U12	700Ah	0.0 ~ 1200000.0 V	Phase1 line voltage		R
	700Bh				
U23	700Ch	0.0 ~ 1200000.0 V	Phase2 line voltage		R
	700Dh				
U31	700Eh	0.0 ~ 1200000.0 V	Phase3 line voltage		R
	700Fh				
ULL.AVG	7010h	0.0 ~ 1200000.0 V	Average line voltage		R
	7011h				
I1	7012h	0.000~9999.999A	I1 current		R
	7013h				
I2	7014h	0.000~9999.999A	I2 current		R
	7015h				
I3	7016h	0.000~9999.999A	I3 current		R
	7017h				
I.AVG	7018h	0.000~9999.999A	Average current		R
	7019h				
IN	701Ah	0.000~9999.999A	Neutral current		R
	701Bh				
P-1	701Ch	-999999999~999999999W	Phase1 active power		R
	701Dh				
P-2	701Eh	-999999999~999999999W	Phase2 active power		R
	701Fh				
P-3	7020h	-999999999~999999999W	Phase3 active power		R
	7021h				
P.SUM	7022h	-999999999~999999999W	Total active power		R
	7023h				
Q-1	7024h	-999999999~999999999VAR	Phase1 reactive power		R
	7025h				
Q-2	7026h	-999999999~999999999VAR	Phase2 reactive power		R
	7027h				
Q-3	7028h	-999999999~999999999VAR	Phase3 reactive power		R
	7029h				
Q.SUM	702Ah	-999999999~999999999VAR	Total reactive power		R
	702Bh				
S-1	702Ch	0~999999999VA	Phase1 apparent power		R
	702Dh				
S-2	702Eh	0~999999999VA	Phase2 apparent power		R
	702Fh				
S-3	7030h	0~999999999VA	Phase3 apparent power		R
	7031h				
S.SUM	7032h	0~999999999VA	Total apparent power		R
	7033h				
PF1	7034h	-0.020~+1.000~0.020	Phase1 power factor		R
	7035h				
PF2	7036h	-0.020~+1.000~0.020	Phase2 power factor		R
	7037h				
PF3	7038h	-0.020~+1.000~0.020	Phase3 power factor		R
	7039h				
PF.AVG	703Ah	-0.020~+1.000~0.020	Average Power Factor		R
	703Bh				
Uunbl	703Ch	0~300.0%	Voltage unbalance		R
	703Dh				
Iunbl	703Eh	0~300.0%	Current unbalance		R
	703Fh				

Parameter	Address	Range	Description	Default	Property
U1(U12).THD	7050h	0.0~100.0%	U1(U12) total harmonic of voltage		R
	7051h				
U2(U23).THD	7052h	0.0~100.0%	U2(U23) total harmonic of voltage		R
	7053h				
U3(U31).THD	7054h	0.0~100.0%	U3(U31) total harmonic of voltage		R
	7055h				
UAVG.THG	7056h	0.0~100.0%	Average total harmonic of voltage		R
	7057h				
I1.THG	7058h	0.0~100.0%	I1 total harmonic of current		R
	7059h				
I2.THG	705Ah	0.0~100.0%	I2 total harmonic of current		R
	705Bh				
I3.THG	705Ch	0.0~100.0%	I3 total harmonic of current		R
	705Dh				
IAVG.THG	705Eh	0.0~100.0%	Average total harmonic of current		R
	705Fh				
AE-IMP	7060h	0.0~9999999.9kWh	Import active energy		R
	7061h				
AE-Exp	7062h	0.0~9999999.9kWh	Export active energy		R
	7063h				
AE-Total	7064h	0.0~9999999.9kWh	Total active energy		R
	7065h				
AE-Net	7066h	-999999.9~9999999.9kWh	Net active energy		R
	7067h				
RE-IMP	7068h	0.0~9999999.9kVARh	Import reactive energy		R
	7069h				
RE-Exp	706Ah	0.0~9999999.9kVARh	Export reactive energy		R
	706Bh				
RE-Total	706Ch	0.0~9999999.9kVARh	Total reactive energy		R
	706Dh				
RE-Net	706Eh	-999999.9~9999999.9kVARh	Net reactive energy		R
	706Fh				
SE-Total	7070h	0.0~9999999.9kVAh	Total apparent energy		R
	7071h				
CO <sub>2</sub>	7072h	0.000~99999.999kg	Total CO <sub>2</sub> weight of energy		R
	7073h				


  
 豐立自動控制器材有限公司
   
 WWW.FONLEE.COM.TW