因联结而喜悦!!
Delight Through Connections

# Electronics & Interface

## 电子产品与接口模组


### 町洋企業股份有限公司
DINKLE ENTERPRISE CO.,LTD.
臺灣新北市五股區五權二路19號（新北產業園區）
No.19,Wuquan 2nd Road., Wugu District,
New Taipei City 24890, Taiwan
TEL:+886-2-8069-9000 7705-6900
FAX:+886-2-2290-1702（代表号）
E-mail:infor@dinkle.com.tw
Web site:http://www.dinkle.com

### 町洋國際股份有限公司
DINKLE INTERNATIONAL CO.,LTD.
臺灣新北市五股區五權二路19號（新北產業園區）
No.19,Wuquan 2nd Road., Wugu District,
New Taipei City 24890, Taiwan
TEL:+886-2-8069-9000 7705-6900
FAX:+886-2-2290-1702
E-mail:infor@dinkle.com.tw
Web site:http://www.dinkle.com

奧迪克國際有限公司（香港）
OPTIKLE INTERNATIONAL CO., LTD.
香港九龍九龍灣宏冠道6號 鴻力工業中心B座1樓29室
Room 29, 1/F, Block B, Proficient Industrial Center,
No.6 Wang Kwun, Road
TEL:Kowloon Bay, Kowloon, HONG KONG.
TEL:+852-2795-3840 2758-8005
FAX:+852-2753-6919
E-mail:info@dinkle.com.tw
Web site:http://www.dinkle.com

東莞立洋電機有限公司
LIYANG ELECTRIC MACHINERY(DONGGUAN) CO., LTD.
廣東省東莞市黃江鎮鷄鳴崗村金錢嶺一街2號
No.2 1st street Jinqian Ridge,Jiming gang village,
Huangjiang town,Dongguan City,Guangdong Province
TEL:+86-769-8336-4350 8336-4370
FAX:+86-769-8384-8634
E-mail:info@dinkle.com.tw
Web site:http://www.dinkle.com

### 町洋电气贸易(上海)有限公司
DINKLE ELECTRIC TRADING (SHANGHAI) CO.,LTD.
上海市徐汇区漕溪北路18号上实大厦16层A室
Room A,Floor 16,No.18 North Caoxi Road,Shanghai City
TEL:+86-21-6487-0636 6427-3157
FAX:+86-21-3356-2500
E-mail:infor@dinkle.com.tw
Web site: http://www.dinkle.com

北京办事处
北京市海淀区知春路甲48号盈都大厦C座1单元5B
TEL:+86-10-5873-4338
FAX:+86-10-5873-4337

成都办事处
四川省成都市天府新区华阳滨河路二段99号4-1-503
TEL:+86-28-8736-5069
FAX:+86-28-8736-5069

沈阳办事处
辽宁省沈阳市和平区南京北街222号钻石星座B座2113室
TEL:+86-24-3107-8204
FAX:+86-24-2486-9893

南京办事处
江苏省南京市江宁区将军大道55号H102
TEL:+86-25-8490-9676
FAX:+86-25-8490-9626

### 町洋机电(中国)有限公司
DINKLE ELECTRIC MACHINERY(CHINA) CO.,LTD.
江苏省昆山市千灯镇石浦工商管理区兴浦中路258号(215343)
No.258,Xingpu Mid RD,Shipu Business Adminstrcition Estate,
Qiandeng Town,Kunshan City,Jiangsu Province,China
TEL:+86-512-5708-8588
FAX:+86-512-5708-8600
E-mail:infor@dinkle.com.tw
Web site: http://www.dinkle.com









## 町洋，因联结而喜悦！！

町洋集团 是亚洲最大致力于工业自动化领域的专业接线端子制造公司, 我们致力于帮助客户提高产品生产力与竞争优势, 并同时关注世界工业的可持续发展。 町洋公司总部位于台湾新北市, 在20多个国家设有贸易与服务机构, 现有雇员约3,000人。

町洋创立于1983年7月22日，以制造各型接线端子与相关产品为起步，并于1995年进入中国设立生产基地与服务机构，目前有15个销售单位(包括香港与台湾), 1个位于江苏昆山的全球研发中心, 华东与华南的OEM产品开发中心, 台北电子产品应用研发中心, 于昆山的CNAS国家级认证实验室，江苏及广东的二个主要生产基地。 町洋公司与国内数十家授权渠道伙伴及国内重点学术专业机构开展积极合作关系, 共同为工业自动化领域提供广泛与世界一流的产品与解决方案。

目前町洋产品已被广泛应用于六大工业领域中,包括生产自动化,过程自动化, 电力自动化, 轨道交通, 替代能源及产业设备制造等, 由町洋生产与制造的产品正活跃于各现代化的制造领域中。 町洋公司已通过了ISO 9001质量管理体系认证及ISO14001环境管理体系认证，产品具有UL, CUL, CSA, VDE，GB等安规认证，产品符合ROHS, REACH欧盟环保标准。

凭借30年来累积的宝贵经验，町洋团队能够帮助您的企业实现成功，我们以最佳产品化优势提供基础，加上丰富的行业经验与专业技术及应用实例，可以帮助您的产品更有效的提高自动化及工程技术水平。正确理解与正确执行是町洋团队的专业尊严，我们聆听您的需求，利用我们的资源制定出高性价比，着眼于结果的解决方案，无论您的需求是什么，你都会在与我们的合作中找到满意的解答。

## 电子接口产品定制服务流程

为保障有效快速落实与优化产品，町洋在产品生命周期的管理基础上，制定了全球化的电子接口定制产品开发流程，为用户的产品实现成功。


## 产品介绍 / *Product Introduction*

### 机身紧凑，使用灵活的集成式继电器接口板

RM 继电器板，提供弹性及多样化的集成控制功能，满足于各型机床，控制柜及产业设备之需求。

## 产品特点 / *Product Features*

### 1、容量大 机身更轻薄

性能优越的工业级继电器，单触点最高可达16A。

采用微型化继电器设计，符合DIN导轨安装需求。




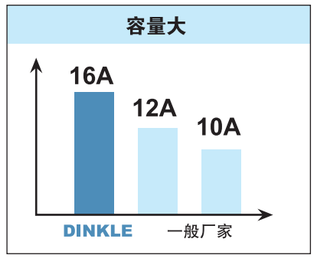


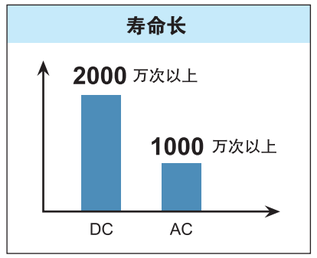


• 依继电器规格而定。

### 2、安装更简易

提供多种便利的安装接口选择，同时满足各种信号分配需求。

提供PID式直插式连接选择，提高工作效率及降低接线成本。



### 3、功能齐全 安全可靠

提供多种集成式功能选择，同时满足客制化设计需求。

线圈保护　桥式整流　干/湿接点切换　跳线/并线　电涌保护

## 转接接口 / 端子板 / *Terminal Board*

| | | | | |
|---|---|---|---|---|
| 第10–11页 |  |  |  |  |
| 订货规格<br>产品描述 | DMXX-AP01CL<br>125V，1A，D-SUB male | DMXX-AP02CL<br>125V，1A，D-SUB Female | FMXX-FJ01CL<br>250V，1A，FUJI FCN-364P0XX | HMXX-3M01CL<br>250V，1A，3M IDC Socket |
| 第12–13页 |  |  |  |  |
| 订货规格<br>产品描述 | HDMXX-HD01CL<br>250V，1A，HONDA MR-XXRFD2+ | MMXX-3M01CL<br>125V，1A，3M MDR | MMXX-SM01CL<br>250V，1A，SCSI Female | HM1408-3M01CL<br>24VDC，1A，3M IDC Socket |
| 第14–15页 |  |  |  | |
| 订货规格<br>产品描述 | HM2016-3M01CL<br>24VDC，1A，3M IDC Socket | HM4014-3M01CL<br>250V，1A，3M IDC 40p Socket | HM4020-3M01CL<br>250V，1A，3M IDC 40p Socket | |

## 继电器接口板 / *Relay Board*

| | | | | |
|---|---|---|---|---|
| 第20–21页 |  |  |  |  |
| 订货规格<br>产品描述 | RM024D-2C01N-00M<br>24VDC，5A，Relay/2C/1set | RM024D-1C01N-00M<br>24VDC，6A，Relay/1C/1set | RM024D-2C02N-00M<br>24VDC，5A，Relay/2C/2sets | RM024D-1C02N-00M<br>24VDC，16A，Relay/1C/2sets |
| 第22–23页 |  |  |  |  |
| 订货规格<br>产品描述 | RM024D-2C04N-00M<br>24VDC，5A，Relay/2C/4sets | RM024D-1C04N-00M<br>24VDC，16A，Relay/1C/4sets | RM024D-2C08N-00M<br>24VDC，5A，Relay/2C/8sets | RM024D-1C08N-00M<br>24VDC，16A，Relay/1C/8sets |
| 第24–25页 |  |  |  |  |
| 订货规格<br>产品描述 | RM024D-2C16N-00M<br>24VDC，5A，Relay/2C/16sets | RM024D-1C16N-00M<br>24VDC，16A，Relay/1C/16sets | RM024D-2C08N-30M<br>24VDC，5A，Relay/2C/8sets | RM024D-1C08N-30M<br>24VDC，16A，Relay/1C/8sets |
| 第26–27页 |  |  |  |  |
| 订货规格<br>产品描述 | RM024D-2C16N-30M<br>24VDC，5A，Relay/2C/16sets | RM024D-1C16N-30M<br>24VDC，16A，Relay/1C/16sets | RM024D-1C32N-30M<br>24VDC，16A，Relay/1C/32sets | RM024D-1C32N-40M<br>24VDC，16A，Relay/1C/32sets |
| 第28–29页 |  |  |  |  |
| 订货规格<br>产品描述 | RM024D-1A08N-00T<br>24VDC，10A，Relay/1A/8sets | RM024D-1A16N-00T<br>24VDC，10A，Relay/1A/16sets | RM024D-1A16N-30T<br>24VDC，10A，Relay/1A/16sets | RM024D-1A32N-30T<br>24VDC，10A，Relay/1A/32sets |
| 第30–31页 |  |  |  |  |
| 订货规格<br>产品描述 | RM024D-1A32N-40T<br>24VDC，10A，Relay/1A/32sets | SRM024D-1A08N-00G<br>24VDC，5A，Relay/1A/8sets | SRM024D-1A08N-30G<br>24VDC，5A，Relay/1A/8sets | SRM024D-1A16N-00G<br>24VDC，5A，Relay/1A/16sets |

## 继电器接口板 / *Relay Board*

| | | | | |
|---|---|---|---|---|
| 第32–33页 |  |  |  |  |
| 订货规格<br>产品描述 | SRM024D-1A16N-30G<br>24VDC，5A，Relay/1A/16sets | SRM024D-1A32N-40G<br>24VDC，16A，Relay/1A/32sets | SRM024D-1C16N-00F<br>24VDC，6A，Relay/1C/16sets | SRM024D-1C16N-30F<br>24VDC，6A，Relay/1C/16sets |
| 第34–35页 |  |  |  |  |
| 订货规格<br>产品描述 | SRM024D-1C32N-30F<br>24VDC，6A，Relay/1C/32sets | SRM024D-1C32N-40F<br>24VDC，5A，Relay/1C/16sets | RM024D-1A04C-5CM<br>24VDC，16A，Relay/1A/4sets | RM024D-1A06C-5CM<br>24VDC，6A，Relay/1A/6sets |
| 第36–38页 |  |  |  |  |
| 订货规格<br>产品描述 | RM024D-1A08C-7CM<br>24VDC，16A，Relay/1A/8sets | RM024D-1A12C-7CM<br>24VDC，16A，Relay/1A/12sets | RM024D-1A16C-7CM<br>24VDC，16A，Relay/1A/16sets | RM024D-1A32C-3CM<br>24VDC，16A，Relay/1A/32sets |
| 第39–40页 |  |  |  |  |
| 订货规格<br>产品描述 | RM024D-1C04C-2AM<br>24VDC，16A，Relay/1C/4sets | RM024D-1C06C-2AM<br>24VDC，6A，Relay/1C/6sets | RM024D-1C08C-6AM<br>24VDC，16A，Relay/1C/8sets | RM024D-1C12C-6AM<br>24VDC，16A，Relay/1C/12sets |
| 第41–42页 |  |  |  |  |
| 订货规格<br>产品描述 | RM024D-1C16C-6AM<br>24VDC，16A，Relay/1C/16sets | RM024D-1C32C-3AM<br>24VDC，16A，Relay/1C/32sets | RM024D-1C04C-2BM<br>24VDC，16A，Relay/1C/4sets | RM024D-1C06C-2BM<br>24VDC，16A，Relay/1C/6sets |
| 第43–45页 |  |  |  |  |
| 订货规格<br>产品描述 | RM024D-1C08C-6BM<br>24VDC，16A，Relay/1C/8sets | RM024D-1C12C-6BM<br>24VDC，16A，Relay/1C/12sets | RM024D-1C16C-6BM<br>24VDC，16A，Relay/1C/16sets | RM024D-1C32C-3BM<br>24VDC，16A，Relay/1C/32sets |



## 系统接口板 / *System Interface*

| | | | | |
|---|---|---|---|---|
| 第49–50页 |  |  |  |  |
| 订货规格<br>产品描述 | TMI-S703-16DI-001<br>SIEMENS S7-300 | TMI-S703-32DI-X01<br>SIEMENS S7-300 | TMI-S703-16DO-001<br>SIEMENS S7-300 | TMI-S703-08AI-X03<br>SIEMENS S7-300 |
| 第51–52页 |  |  |  |  |
| 订货规格<br>产品描述 | TMI-S703-16AI-001<br>SIEMENS S7-300 | TMI-S703-08AI-001<br>SIEMENS S7-300 | TMI-S703-08AI-X01<br>SIEMENS S7-300 | TMI-S703-08AI-X02<br>SIEMENS S7-300 |
| 第53–54页 |  |  |  |  |
| 订货规格<br>产品描述 | TMI-S703-08AO-X01<br>SIEMENS S7-300 | TMI-S703-16AO-001<br>SIEMENS S7-300 | TMI-S703-08RT-001<br>SIEMENS S7-300 | TMI-S703-08TC-001<br>SIEMENS S7-300 |
| 第55–57页 |  |  |  |  |
| 订货规格<br>产品描述 | TMI-S703-10PD-001<br>SIEMENS S7-300 | TMI-S703-10PD-002<br>SIEMENS S7-300 | RMI-S703-16DI-X01<br>SIEMENS S7-300 | RMI-S703-24DI-X01<br>SIEMENS S7-300 |
| 第58–61页 |  |  |  |  |
| 订货规格<br>产品描述 | RMI-S703-32DI-X01<br>SIEMENS S7-300 | RMI-S703-32DI-X02<br>SIEMENS S7-300 | RMI-S703-08DO-X01<br>SIEMENS S7-300 | RMI-S703-16DO-001<br>SIEMENS S7-300 |
| 第62–65页 |  |  |  |  |
| 订货规格<br>产品描述 | RMI-S703-16DO-X01<br>SIEMENS S7-300 | RMI-S703-32DO-X01<br>SIEMENS S7-300 | RMI-S703-32DO-X02<br>SIEMENS S7-300 | RMI-HC30-16DO-001<br>Honeywell C300 |
| 第66–68页 |  |  |  |  |
| 订货规格<br>产品描述 | RMI-HC30-16DO-002<br>Honeywell C300 | RMI-HC30-16DI-001<br>Honeywell C300 | TMI-HC30-16AI-001<br>Honeywell C300 | TMI-HC30-16XX-001<br>Honeywell C300 |
| 第69–70页 |  |  |  |  |
| 订货规格<br>产品描述 | TMI-AS80-08AI-001<br>ABB S800 | TMI-AS80-08AO-001<br>ABB S800 | TMI-AS80-08DI-001<br>ABB S800 | TMI-AS80-08TC-001<br>ABB S800 |
| 第71–73页 |  |  |  |  |
| 订货规格<br>产品描述 | TMI-YCS3-16AX-X01<br>YOKOGAWA CS3000, | TMI-YCS3-16AX-X02<br>YOKOGAWA CS3000 | TMI-YCS3-08PI-X01<br>YOKOGAWA CS3000 | TMI-YCS3-32DX-X01<br>YOKOGAWA CS3000 |



## 系统接口板 / *System Interface*

| | | | | |
|---|---|---|---|---|
| 第74–77页 |  |  |  |  |
| 订货规格<br>产品描述 | TMI-YCS3-16TC-X01<br>YOKOGAWA CS3000 | TMI-YCS3-16RT-X01<br>YOKOGAWA CS3000 | TMI-YCS3-32DX-X02<br>YOKOGAWA CS3000 | RMI-AS80-16DO-001<br>ABB S800 |
| 第78–81页 |  |  |  |  |
| 订货规格<br>产品描述 | RMI-AS80-16DI-001<br>ABB S800 | RMI-YCS3-32DO-X01<br>YOKOGAWA CS3000 | RMI-YCS3-32DI-X01<br>YOKOGAWA CS3000 | RMI-YCS3-32DO-X02<br>YOKOGAWA CS3000 |
| 第82–84页 |  |  |  | |
| 订货规格<br>产品描述 | RMI-YCS3-32DO-X03<br>YOKOGAWA CS3000 | RMI-YCS3-32DO-X04<br>YOKOGAWA CS3000 | RMI-YCS3-32DI-X02<br>YOKOGAWA CS3000 | |



## Honeywell C300 预置电缆选型表（With MTL & P+F 底板）

| | | | |
|---|---|---|---|
| 第86–87页 |  |  |  |
| 订货规格<br>产品描述 | DK-1963-AXX-30<br>CC-TDIL 01/11 | DK-1987-BXX-4F-30<br>CC-TDOB 01/11 | DK-3892-CXX-3S<br>CC-TDIL 01/11/CC-TDOB 01/11，For Relay Board |
| 第87–88页 |  |  |  |
| 订货规格<br>产品描述 | DK-3914-DXX-RM-DIO<br>CC-TDIL 01/11/CC-TDOB 01/11，For Relay Board | CABDYNC300AO-XX<br>CC-TAOX 01/11，For MTL Board | CABDYNC300AI-XX<br>CC-TAIX 01/11，For MTL Board |
| 第89–90页 |  |  |  |
| 订货规格<br>产品描述 | CABDYNC300DI-XX<br>CC-TDIL 01/11/16ch digital input，For MTL Board | K021-A006/XX<br>CC-TDIL 01/11/CC-TDOB 01/11，For P+F Board | A101-0052/XX<br>CC-TDIL 01/11/CC-TDOB 01/11，For P+F Board |






# Terminal Board

## 转接接口/端子板



转接接口系列产品，可同时运用在多种导轨的安装场合，如TS–15、TS–32 及 TS–35等。此系列产品提供不同接口间的转接与信道分配功能，接口均使用符合工业规范标准的连接器，并满足不同级数间的多点使用要求，最大可实现64点通道分配。线束配线长度提供标准及客制化规格，供现场弹性化的选择。

### 标准品转接接口编码原则

**DM25-AP01CL**

① ② ③ ④ ⑤

① 转接接口类型
- DM=D-Sub
- FM=FUJI（FCN-364P0XX-AU）
- HM=3M（3XXX-6302PL）
- HDM=HONDA（MR-XXRFD2+）
- MM=3M MDR（102XX-6202PL）

② 转接接口点数

③ 连接器规格代码
- AP=Amphenol
- FJ=Fujitsu
- 3M=3M
- HD=HONDA
- SM=SCSI

④ 连接器公 / 母头

⑤ 标签形式

## DMXX-AP01CL



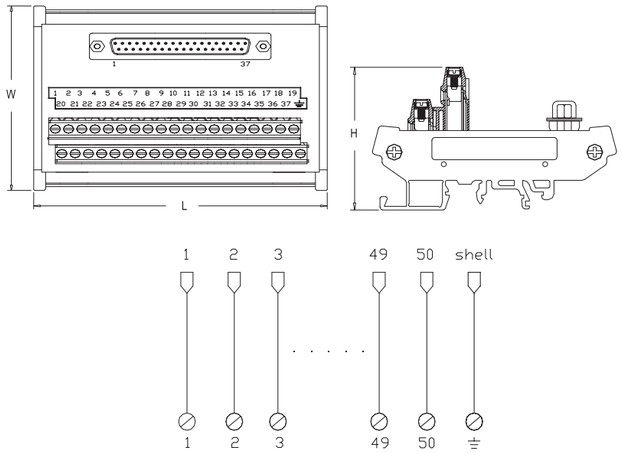


| 控制器/产品功能 | 通用标准 / Direct Terminal Board |
|---|---|
| 额定电压 | 125V |
| 额定电流 Max (单通道) | 1A |
| 输入端接口/使用线径 | D-SUB male |
| 输出端接口/使用线径 | 24-12AWG/0.5-2.5mm² |
| 工作温度 | -20 ~ +85℃ |

| 接口板订货规格 | 安装长度(mm) |
|---|---|
| DM09-AP01CL | 45.0 |
| DM15-AP01CL | 56.5 |
| DM25-AP01CL | 78.5 |
| DM37-AP01CL | 112.0 |
| DM50-AP01CL | 112.0 |

| 电缆订货规格 | 电缆长度(mm) |
|---|---|
| WHDF09/XX | XX=500~30000mm |
| WHDF15/XX | XX=500~30000mm |
| WHDF25/XX | XX=500~30000mm |
| WHDF37/XX | XX=500~30000mm |
| WHDF50/XX | XX=500~30000mm |

**WHDF**

D-SUB Female D-SUB Female

## DMXX-AP02CL



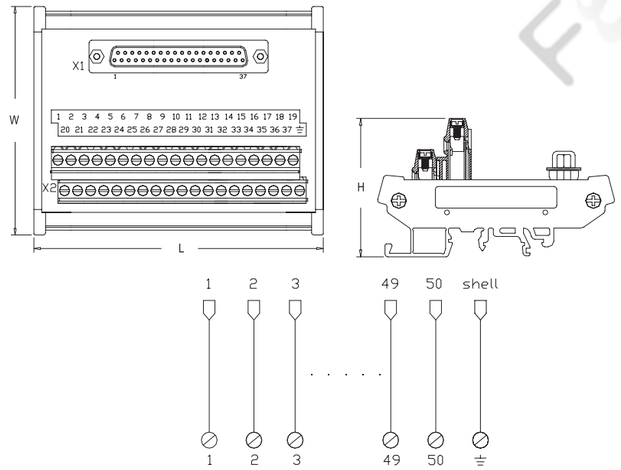


| 控制器/产品功能 | 通用标准 / Direct Terminal Board |
|---|---|
| 额定电压 | 125V |
| 额定电流 Max (单通道) | 1A |
| 输入端接口/使用线径 | D–SUB Female |
| 输出端接口/使用线径 | 24–12AWG/0.5–2.5mm² |
| 工作温度 | –20 ~ +85℃ |

| 接口板订货规格 | 安装长度(mm) |
|---|---|
| DM09-AP02CL | 45.0 |
| DM15-AP02CL | 56.5 |
| DM25-AP02CL | 78.5 |
| DM37-AP02CL | 112.0 |
| DM50-AP02CL | 101.5 |

| 电缆订货规格 | 电缆长度(mm) |
|---|---|
| WHDM09/XX | XX=500~30000mm |
| WHDM15/XX | XX=500~30000mm |
| WHDM25/XX | XX=500~30000mm |
| WHDM37/XX | XX=500~30000mm |
| WHDM50/XX | XX=500~30000mm |

**WHDM**

D-SUB Male D-SUB Male





## FMXX-FJ01CL



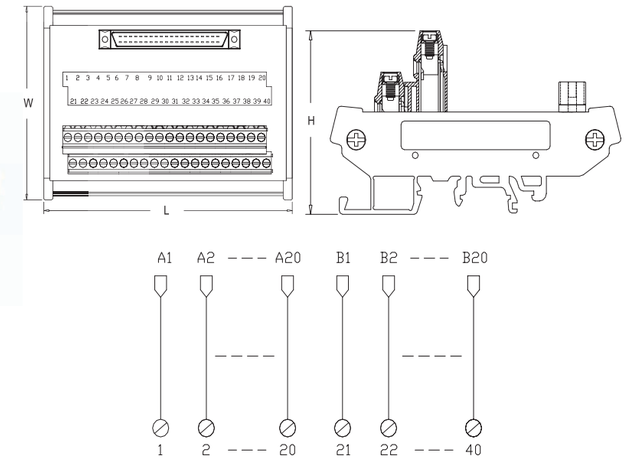


| 控制器/产品功能 | 通用标准 / Direct Terminal Board |
|---|---|
| 额定电压 | 250V |
| 额定电流 Max (单通道) | 1A |
| 输入端接口/使用线径 | FUJI FCN-364P0XX |
| 输出端接口/使用线径 | 24-12AWG/0.5-2.5mm² |
| 工作温度 | -20 ~ +85℃ |

| 接口板订货规格 | 安装长度(mm) |
|---|---|
| FM24-FJ01CL | 78.5 |
| FM40-FJ01CL | 123.5 |

| 电缆订货规格 | 电缆长度(mm) |
|---|---|
| WHF24/XX | XX=500~30000mm |
| WHF40/XX | XX=500~30000mm |

**WHF**

FUJI FCN-361P0XX FUJI FCN-361P0XX

## HMXX-3M01CL



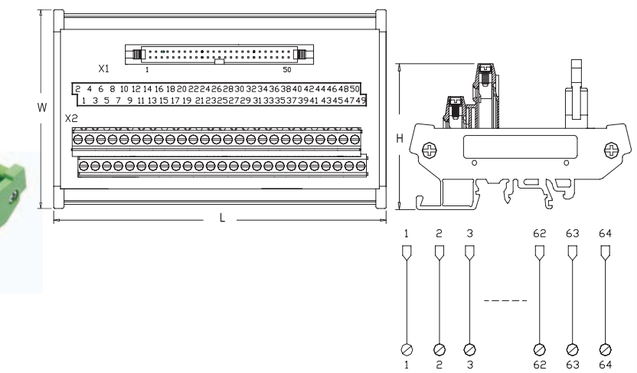


| 控制器/产品功能 | 通用标准 / Direct Terminal Board |
|---|---|
| 额定电压 | 250V |
| 额定电流 Max (单通道) | 1A |
| 输入端接口/使用线径 | 3M IDC Socket |
| 输出端接口/使用线径 | 24–12AWG/0.5–2.5mm2 |
| 工作温度 | –20 ~ +85℃ |

| 接口板订货规格 | 安装长度(mm) |
|---|---|
| HM10-3M01CL | 44.5 |
| HM14-3M01CL | 56.0 |
| HM16-3M01CL | 56.0 |
| HM20-3M01CL | 67.5 |
| HM26-3M01CL | 78.5 |
| HM30-3M01CL | 89.5 |
| HM34-3M01CL | 101.0 |
| HM40-3M01CL | 112.0 |
| HM50-3M01CL | 146.5 |
| HM60-3M01CL | 168.5 |
| HM64-3M01CL | 179.5 |

| 电缆订货规格 | 电缆长度(mm) |
|---|---|
| WHH10/XX | XX=500~30000mm |
| WHH14/XX | XX=500~30000mm |
| WHH16/XX | XX=500~30000mm |
| WHH20/XX | XX=500~30000mm |
| WHH26/XX | XX=500~30000mm |
| WHH30/XX | XX=500~30000mm |
| WHH34/XX | XX=500~30000mm |
| WHH40/XX | XX=500~30000mm |
| WHH50/XX | XX=500~30000mm |
| WHH60/XX | XX=500~30000mm |
| WHH64/XX | XX=500~30000mm |

**WHH**

3M IDC 3M IDC

## HDMXX-HD01CL



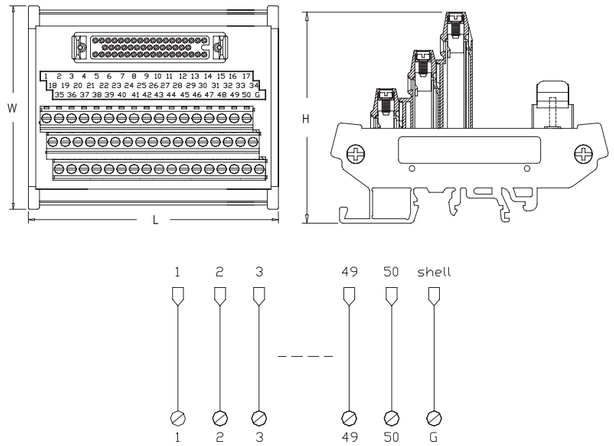


| | |
|---|---|
| 控制器/产品功能 | 通用标准 / Direct Terminal Board |
| 额定电压 | 250V |
| 额定电流 Max (单通道) | 1A |
| 输入端接口/使用线径 | HONDA MR-XXRFD2+ |
| 输出端接口/使用线径 | 24-12AWG/0.5-2.5mm$^2$ |
| 工作温度 | -20 ~ +85℃ |

| 接口板订货规格 | 安装长度(mm) |
|---|---|
| HDM20-HD01CL | 56.0 |
| HDM50-HD01CL | 101.5 |

| 电缆订货规格 | 电缆长度(mm) |
|---|---|
| WHN20/XX | XX=500~30000mm |
| WHN50/XX | XX=500~30000mm |

**WHDF**

HONDA MR-XXM HONDA MR-XXM

## MMXX-3M01CL



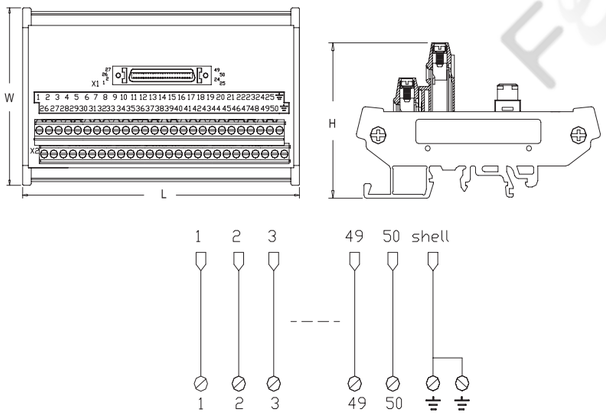


| | |
|---|---|
| 控制器/产品功能 | 通用标准 / Direct Terminal Board |
| 额定电压 | 125V |
| 额定电流 Max (单通道) | 1A |
| 输入端接口/使用线径 | 3M MDR |
| 输出端接口/使用线径 | 24-12AWG/0.5-2.5mm$^2$ |
| 工作温度 | -20 ~ +85℃ |

| 接口板订货规格 | 安装长度(mm) |
|---|---|
| MM20-3M01CL | 79.0 |
| MM26-3M01CL | 90.0 |
| MM36-3M01CL | 112.0 |
| MM40-3M01CL | 123.0 |
| MM50-3M01CL | 146.0 |
| MM68-3M01CL | 191.0 |
| MM100-3M01CL | 281.0 |

| 电缆订货规格 | 电缆长度(mm) |
|---|---|
| WHM20/XX | XX=500~30000mm |
| WHM26/XX | XX=500~30000mm |
| WHM36/XX | XX=500~30000mm |
| WHM40/XX | XX=500~30000mm |
| WHM50/XX | XX=500~30000mm |
| WHM68/XX | XX=500~30000mm |
| WHM100/XX | XX=500~30000mm |

**WHM**

3M MDR 3M MDR





## MMXX-SM01CL



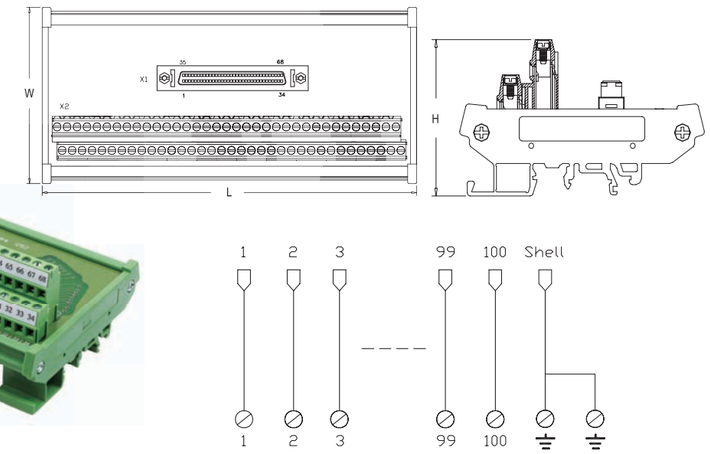


| | |
|---|---|
| 控制器/产品功能 | 通用标准 / Direct Terminal Board |
| 额定电压 | 250V |
| 额定电流 Max (单通道) | 1A |
| 输入端接口/使用线径 | SCSI Female |
| 输出端接口/使用线径 | 24-12AWG/0.5-2.5mm$^2$ |
| 工作温度 | -20 ~ +85℃ |

| 接口板订货规格 | 安装长度(mm) |
|---|---|
| MM68-SM01CL | 191.0 |
| MM100-SM01CL | 281.0 |

| 电缆订货规格 | 电缆长度(mm) |
|---|---|
| WHMS68/XX | XX=500~30000mm |
| WHMS100/XX | XX=500~30000mm |

**WHMS**

SCSI Male SCSI Male

## HM1408-3M01CL

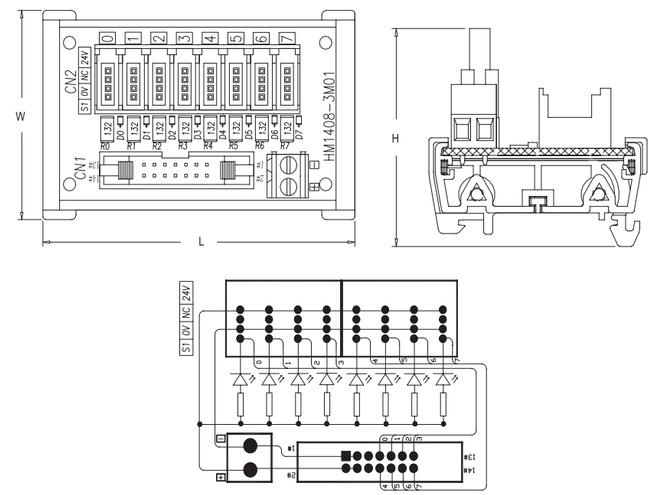


| | |
|---|---|
| 控制器/产品功能 | 通用标准 / Direct Terminal Board |
| 额定电压 | 24VDC |
| 额定电流 Max (单通道) | 1A |
| 输入端接口/使用线径 | 3M IDC Socket |
| 输出端接口/使用线径 | 3M Mini Clamp IDC |
| 信号指示灯 | LED/Red |
| 工作温度 | -20 ~ +85℃ |

| 接口板订货规格 | 安装长度(mm) |
|---|---|
| HM1408-3M01CL | 75.5 |

| 电缆订货规格 | 电缆长度(mm) |
|---|---|
| WHH14/XX | XX=500~30000mm |

**WHH**

3M IDC 3M IDC

## HM2016-3M01CL



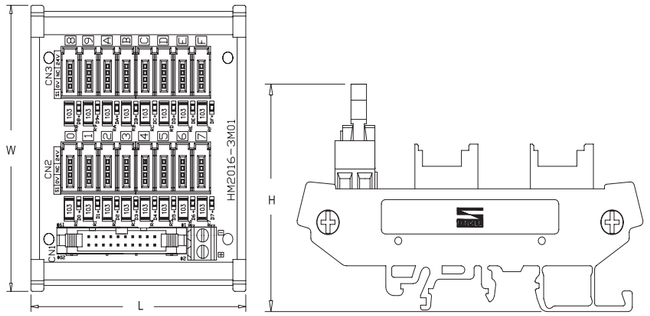


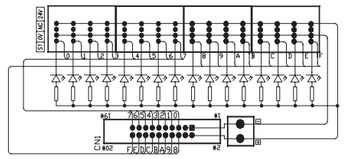

| | |
|---|---|
| 控制器/产品功能 | 通用标准 / Direct Terminal Board |
| 额定电压 | 24VDC |
| 额定电流 Max (单通道) | 1A |
| 输入端接口/使用线径 | 3M IDC Socket |
| 输出端接口/使用线径 | 3M Mini Clamp IDC |
| 信号指示灯 | LED/Red |
| 工作温度 | -20 ~ +85℃ |

| 接口板订货规格 | 安装长度(mm) |
|---|---|
| HM2016-3M01CL | 74.5 |

| 电缆订货规格 | 电缆长度(mm) |
|---|---|
| WHH20/XX | XX=500~30000mm |

**WHH**


## HM4014-3M01CL



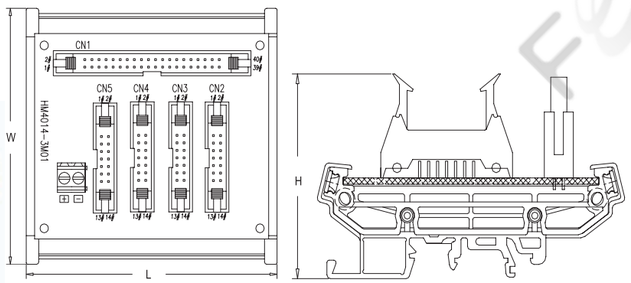


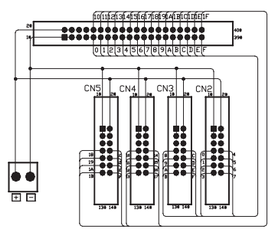

| | |
|---|---|
| 控制器/产品功能 | 通用标准 / Direct Terminal Board |
| 额定电压 | 250V |
| 额定电流 Max (单通道) | 1A |
| 输入端接口/使用线径 | 3M IDC 40p Socket |
| 输出端接口/使用线径 | 3M IDC 14p Socket |
| 工作温度 | -20 ~ +85℃ |

| 接口板订货规格 | 安装长度(mm) |
|---|---|
| HM4014-3M01CL | 90.0 |

| 电缆订货规格 | 电缆长度(mm) |
|---|---|
| WHH14/XX | XX=500~30000mm |
| WHH40/XX | XX=500~30000mm |

**WHH**






## HM4020-3M01CL



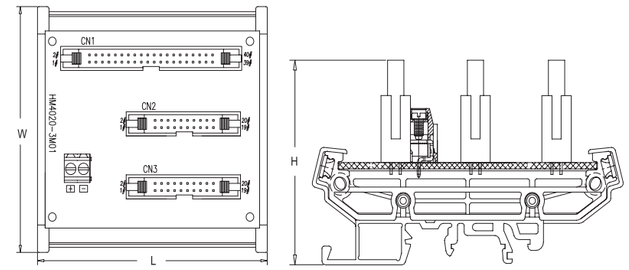


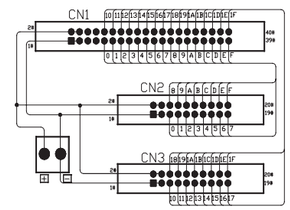

| | |
|---|---|
| 控制器/产品功能 | 通用标准 / Direct Terminal Board |
| 额定电压 | 250V |
| 额定电流 Max (单通道) | 1A |
| 输入端接口/使用线径 | 3M IDC 40p Socket |
| 输出端接口/使用线径 | 3M IDC 20p Socket |
| 工作温度 | -20 ~ +85℃ |

| 接口板订货规格 | 安装长度(mm) |
|---|---|
| HM4020-3M01CL | 90.0 |

| 电缆订货规格 | 电缆长度(mm) |
|---|---|
| WHH20/XX | XX=500~30000mm |
| WHH40/XX | XX=500~30000mm |

**WHH**

# Relay Board

## 继电器接口板



继电器接口板系列产品，符合工业产品运用标准，可满足1C及2C触点的集成化使用需求。产品提供多种接口模式，包括螺丝接线及快速连接接口及IDC接口形式。另外提供配套线束以便现场快速运用。

### 标准品继电器模组编码原则

**RM024D-1C16N-1AM**

① ② ③ ④ ⑤ ⑥ ⑦ ⑧ ⑨

① 继电器接口产品
② 线圈电压
③ 电压类别
④ 继电器触点
⑤ 通道点数
⑥ 电平
⑦ 输入接口型式
⑧ 输出接口型式
⑨ 继电器厂家

### 线材标准品编码原则

**WHH 14 /18.5**

① ② ③ ④

① 线束产品
② 接口类型
DF = Dsub Female
DM = Dsub Male
F = Fuji，FCN-361
H = Honda，MR（Male/Female）
M = 3M，MDR（IDC series）
MS = SCSI Male
D = Dsub（Female，Male）
DMH = Dsub Male（三排针）
DFH = Dsub Female（三排针）
NM = Honda，MR（Male）
NF = Honda，MR（Female）
③ 接口点数
④ 电缆线长度

## 继电器接口板选型表

| 运 用 | 输入端 DC 24V | | 输出端 AC 250V | | | | | | 订 货 规 格 | 页 数 |
|---|---|---|---|---|---|---|---|---|---|---|
| | 输入电平 | 输入接口 | 输出电流 | 继电器数 | 突波吸收 | COM点 + 跳线 | 接点结构 | 输出接口 | | |
| 通用接口 | N | PCB 端子 | 5A | 1 | N/A | N/A | 2C | 欧式端子 | RM024D-2C01N-00M | 20 |
| 通用接口 | P | 欧式端子 | 5A | 1 | N/A | N/A | 2C | 欧式端子 | RM024D-2C01P-00M | 20 |
| 通用接口 | N | 欧式端子 | 16A | 1 | N/A | N/A | 1C | 欧式端子 | RM024D-1C01N-00M | 20 |
| 通用接口 | P | 欧式端子 | 16A | 1 | N/A | N/A | 1C | 欧式端子 | RM024D-1C01P-00M | 20 |
| 通用接口 | N | 欧式端子 | 5A | 2 | N/A | N/A | 2C | 欧式端子 | RM024D-2C02N-00M | 21 |
| 通用接口 | P | 欧式端子 | 5A | 2 | N/A | N/A | 2C | 欧式端子 | RM024D-2C02P-00M | 21 |
| 通用接口 | N | 欧式端子 | 16A | 2 | N/A | N/A | 1C | 欧式端子 | RM024D-1C02N-00M | 21 |
| 通用接口 | P | 欧式端子 | 16A | 2 | N/A | N/A | 1C | 欧式端子 | RM024D-1C02P-00M | 21 |
| 通用接口 | N | 欧式端子 | 5A | 4 | N/A | N/A | 2C | 欧式端子 | RM024D-2C04N-00M | 22 |
| 通用接口 | P | 欧式端子 | 5A | 4 | N/A | N/A | 2C | 欧式端子 | RM024D-2C04P-00M | 22 |
| 通用接口 | N | 欧式端子 | 16A | 4 | N/A | N/A | 1C | 欧式端子 | RM024D-1C04N-00M | 22 |
| 通用接口 | P | 欧式端子 | 16A | 4 | N/A | N/A | 1C | 欧式端子 | RM024D-1C04P-00M | 22 |
| 通用接口 | N | 欧式端子 | 5A | 8 | N/A | N/A | 2C | 欧式端子 | RM024D-2C08N-00M | 23 |
| 通用接口 | P | 欧式端子 | 5A | 8 | N/A | N/A | 2C | 欧式端子 | RM024D-2C08P-00M | 23 |
| 通用接口 | N | 欧式端子 | 16A | 8 | N/A | N/A | 1C | 欧式端子 | RM024D-1C08N-00M | 23 |
| 通用接口 | P | 欧式端子 | 16A | 8 | N/A | N/A | 1C | 欧式端子 | RM024D-1C08P-00M | 23 |
| 通用接口 | N | 欧式端子 | 5A | 16 | N/A | N/A | 2C | 欧式端子 | RM024D-2C16N-00M | 24 |
| 通用接口 | P | 欧式端子 | 5A | 16 | N/A | N/A | 2C | 欧式端子 | RM024D-2C16P-00M | 24 |
| 通用接口 | N | 欧式端子 | 16A | 16 | N/A | N/A | 1C | 欧式端子 | RM024D-1C16N-00M | 24 |
| 通用接口 | P | 欧式端子 | 16A | 16 | N/A | N/A | 1C | 欧式端子 | RM024D-1C16P-00M | 24 |
| 通用接口 | N | 牛角/14P | 5A | 8 | N/A | N/A | 2C | 欧式端子 | RM024D-2C08N-30M | 25 |
| 通用接口 | P | 牛角/14P | 5A | 8 | N/A | N/A | 2C | 欧式端子 | RM024D-2C08P-30M | 25 |
| 通用接口 | N | 牛角/14P | 16A | 8 | N/A | N/A | 1C | 欧式端子 | RM024D-1C08N-30M | 25 |
| 通用接口 | P | 牛角/14P | 16A | 8 | N/A | N/A | 1C | 欧式端子 | RM024D-1C08P-30M | 25 |
| 通用接口 | N | 牛角/20P | 5A | 16 | N/A | N/A | 2C | 欧式端子 | RM024D-2C16N-30M | 26 |
| 通用接口 | P | 牛角/20P | 5A | 16 | N/A | N/A | 2C | 欧式端子 | RM024D-2C16P-30M | 26 |
| 通用接口 | N | 牛角/20P | 16A | 16 | N/A | N/A | 1C | 欧式端子 | RM024D-1C16N-30M | 26 |
| 通用接口 | P | 牛角/20P | 16A | 16 | N/A | N/A | 1C | 欧式端子 | RM024D-1C16P-30M | 26 |
| 通用接口 | N | 牛角/40P | 16A | 32 | N/A | N/A | 1C | 欧式端子 | RM024D-1C32N-30M | 27 |
| 通用接口 | P | 牛角/40P | 16A | 32 | N/A | N/A | 1C | 欧式端子 | RM024D-1C32P-30M | 27 |
| 通用接口 | N | FUJI / 364P040 | 16A | 32 | N/A | N/A | 1C | 欧式端子 | RM024D-1C32N-40M | 27 |
| 通用接口 | P | FUJI / 364P040 | 16A | 32 | N/A | N/A | 1C | 欧式端子 | RM024D-1C32P-40M | 27 |
| 通用接口 | N | 欧式端子 | 10A | 8 | N/A | N/A | 1A | 欧式端子 | RM024D-1A08N-00T | 28 |
| 通用接口 | P | 欧式端子 | 10A | 8 | N/A | N/A | 1A | 欧式端子 | RM024D-1A08P-00T | 28 |
| 通用接口 | N | 欧式端子 | 10A | 16 | N/A | N/A | 1A | 欧式端子 | RM024D-1A16N-00T | 28 |
| 通用接口 | P | 欧式端子 | 10A | 16 | N/A | N/A | 1A | 欧式端子 | RM024D-1A16P-00T | 28 |
| 通用接口 | N | 牛角/20P | 10A | 16 | N/A | N/A | 1A | 欧式端子 | RM024D-1A16N-30T | 29 |
| 通用接口 | P | 牛角/20P | 10A | 16 | N/A | N/A | 1A | 欧式端子 | RM024D-1A16P-30T | 29 |
| 通用接口 | N | 牛角/40P | 10A | 32 | N/A | N/A | 1A | 欧式端子 | RM024D-1A32N-30T | 29 |



## 继电器接口板选型表

| 运 用 | 输入端 DC 24V | | 输出端 AC 250V | | | | | | 订 货 规 格 | 页 数 |
|---|---|---|---|---|---|---|---|---|---|---|
| | 输入电平 | 输入接口 | 输出电流 | 继电器数 | 突波吸收 | COM点 + 跳线 | 接点结构 | 输出接口 | | |
| 通用接口 | P | 牛角/40P | 10A | 32 | N/A | N/A | 1A | 欧式端子 | RM024D-1A32P-30T | 29 |
| 通用接口 | N | FUJI / 364P040 | 10A | 32 | N/A | N/A | 1A | 欧式端子 | RM024D-1A32N-40T | 30 |
| 通用接口 | P | FUJI / 364P040 | 10A | 32 | N/A | N/A | 1A | 欧式端子 | RM024D-1A32P-40T | 30 |
| 通用接口 | N | 欧式端子 | 5A | 8 | N/A | N/A | 1A | 欧式端子 | SRM024D-1A08N-00G | 30 |
| 通用接口 | P | 欧式端子 | 5A | 8 | N/A | N/A | 1A | 欧式端子 | SRM024D-1A08P-00G | 30 |
| 通用接口 | N | 欧式端子 | 5A | 16 | N/A | N/A | 1A | 欧式端子 | SRM024D-1A16N-00G | 31 |
| 通用接口 | P | 欧式端子 | 5A | 16 | N/A | N/A | 1A | 欧式端子 | SRM024D-1A16P-00G | 31 |
| 通用接口 | N | 牛角/14P | 5A | 8 | N/A | N/A | 1A | 欧式端子 | SRM024D-1A08N-30G | 31 |
| 通用接口 | P | 牛角/14P | 5A | 8 | N/A | N/A | 1A | 欧式端子 | SRM024D-1A08P-30G | 31 |
| 通用接口 | N | 牛角/20P | 5A | 16 | N/A | N/A | 1A | 欧式端子 | SRM024D-1A16N-30G | 32 |
| 通用接口 | P | 牛角/20P | 5A | 16 | N/A | N/A | 1A | 欧式端子 | SRM024D-1A16P-30G | 32 |
| 通用接口 | N | FUJI / 364P040 | 5A | 32 | N/A | N/A | 1A | 欧式端子 | SRM024D-1A32N-40G | 32 |
| 通用接口 | P | FUJI / 364P040 | 5A | 32 | N/A | N/A | 1A | 欧式端子 | SRM024D-1A32P-40G | 32 |
| 通用接口 | N | 欧式端子 | 6A | 16 | N/A | N/A | 1C | 欧式端子 | SRM024D-1C16N-00F | 33 |
| 通用接口 | P | 欧式端子 | 6A | 16 | N/A | N/A | 1C | 欧式端子 | SRM024D-1C16P-00F | 33 |
| 通用接口 | N | 牛角/20P | 6A | 16 | N/A | N/A | 1C | 欧式端子 | SRM024D-1C16N-30F | 33 |
| 通用接口 | P | 牛角/20P | 6A | 16 | N/A | N/A | 1C | 欧式端子 | SRM024D-1C16P-30F | 33 |
| 通用接口 | N | 牛角/40P | 6A | 32 | N/A | N/A | 1C | 欧式端子 | SRM024D-1C32N-30F | 34 |
| 通用接口 | P | 牛角/40P | 6A | 32 | N/A | N/A | 1C | 欧式端子 | SRM024D-1C32P-30F | 34 |
| 通用接口 | N | FUJI / 364P040 | 6A | 32 | N/A | N/A | 1C | 欧式端子 | SRM024D-1C32N-40F | 34 |
| 通用接口 | P | FUJI / 364P040 | 6A | 32 | N/A | N/A | 1C | 欧式端子 | SRM024D-1C32P-40F | 34 |
| 机床控制 | N/P | 栅板端子 | 16A | 4 | 突波 | N/A | 1A | 栅板端子 | RM024D-1A04C-5CM | 35 |
| 机床控制 | N/P | 栅板端子 | 16A | 6 | 突波 | N/A | 1A | 栅板端子 | RM024D-1A06C-5CM | 35 |
| 机床控制 | N/P | 栅板端子+ 10P牛角 | 16A | 8 | 突波 | N/A | 1A | 栅板端子 | RM024D-1A08C-7CM | 36 |
| 机床控制 | N/P | 栅板端子+ 14P牛角 | 16A | 12 | 突波 | N/A | 1A | 栅板端子 | RM024D-1A12C-7CM | 36 |
| 机床控制 | N/P | 栅板端子+ 20P牛角 | 16A | 16 | 突波 | N/A | 1A | 栅板端子 | RM024D-1A16C-7CM | 37 |
| 机床控制 | N/P | 40P牛角 | 16A | 32 | 突波 | N/A | 1A | 栅板端子 | RM024D-1A32C-3CM | 38 |
| 机床控制 | N/P | 欧式端子 | 16A | 4 | 突波 | N/A | 1C | 欧式端子 | RM024D-1C04C-2AM | 39 |
| 机床控制 | N/P | 欧式端子 | 16A | 6 | 突波 | N/A | 1C | 欧式端子 | RM024D-1C06C-2AM | 39 |
| 机床控制 | N/P | 欧式端子+ 10P牛角 | 16A | 8 | 突波 | N/A | 1C | 欧式端子 | RM024D-1C08C-6AM | 40 |
| 机床控制 | N/P | 欧式端子+14P 牛角 | 16A | 12 | 突波 | N/A | 1C | 欧式端子 | RM024D-1C12C-6AM | 40 |
| 机床控制 | N/P | 欧式端子+ 20P牛角 | 16A | 16 | 突波 | N/A | 1C | 欧式端子 | RM024D-1C16C-6AM | 41 |
| 机床控制 | N/P | 40P牛角 | 16A | 32 | 突波 | N/A | 1C | 欧式端子 | RM024D-1C32C-3AM | 41 |
| 机床控制 | N/P | 欧式端子 | 16A | 4 | N/A | 跳线 | 1C | 欧式端子 | RM024D-1C04C-2BM | 42 |
| 机床控制 | N/P | 欧式端子 | 16A | 6 | N/A | 跳线 | 1C | 欧式端子 | RM024D-1C06C-2BM | 42 |
| 机床控制 | N/P | 欧式端子+ 10P牛角 | 16A | 8 | N/A | 跳线 | 1C | 欧式端子 | RM024D-1C08C-6BM | 43 |
| 机床控制 | N/P | 欧式端子+14P 牛角 | 16A | 12 | N/A | 跳线 | 1C | 欧式端子 | RM024D-1C12C-6BM | 43 |
| 机床控制 | N/P | 欧式端子+ 20P牛角 | 16A | 16 | N/A | 跳线 | 1C | 欧式端子 | RM024D-1C16C-6BM | 44 |
| 机床控制 | N/P | 40P牛角 | 16A | 32 | N/A | 跳线 | 1C | 欧式端子 | RM024D-1C32C-3BM | 45 |

## RM024D-2C01N-00M

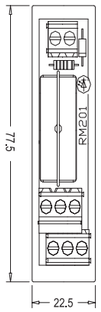


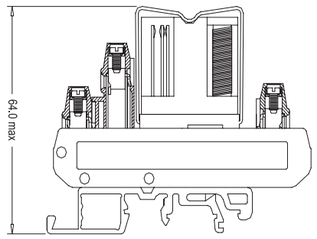


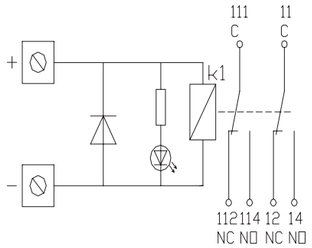


| | | | |
|---|---|---|---|
| 接口板订货规格 | RM024D-2C01N-00M | 输入电压 | 24VDC |
| | RM024D-2C01N-00T | 输入电流 Max (单通道) | 34mA |
| | RM024D-2C01P-00M | 输出电压 Max | 250VAC |
| | RM024D-2C01P-00T | 输出电流 Max | 5A |
| 系统电缆订货规格 | N/A | 电源指示灯 | LED/Green |
| | N/A | 信号标示灯 | LED/Yellow |
| 继电器规格 | OMRON/G2R-2 24VDC | 输入端接口/使用线径 | 24-12AWG/0.5-2.5mm$^2$ |
| | TYCO/RP420024 | 输出端接口/使用线径 | 24-12AWG/0.5-2.5mm$^2$ |
| 产品功能 | DO Relay Board | 工作温度 | -20~+55℃ |

## RM024D-1C01N-00M

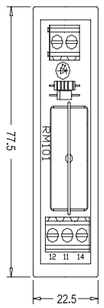


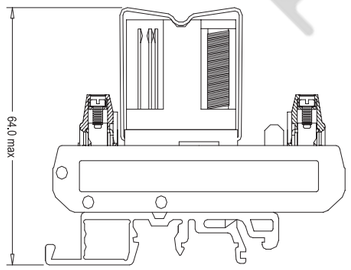


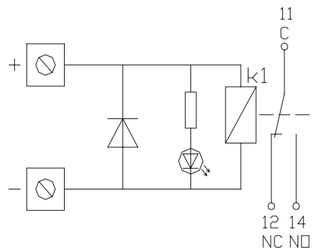


| | | | |
|---|---|---|---|
| 接口板订货规格 | RM024D-1C01N-00M | 输入电压 | 24VDC |
| | RM024D-1C01N-00T | 输入电流 Max (单通道) | 34mA |
| | RM024D-1C01P-00M | 输出电压 Max | 250VAC |
| | RM024D-1C01P-00T | 输出电流 Max | 16A |
| 系统电缆订货规格 | N/A | 电源指示灯 | LED/Green |
| | N/A | 信号标示灯 | LED/Yellow |
| 继电器规格 | OMRON/G2R-1-E 24VDC | 输入端接口/使用线径 | 24-12AWG/0.5-2.5mm$^2$ |
| | TYCO/RP310024 | 输出端接口/使用线径 | 24-12AWG/0.5-2.5mm$^2$ |
| 产品功能 | DO Relay Board | 工作温度 | -20~+55℃ |





## RM024D-2C02N-00M



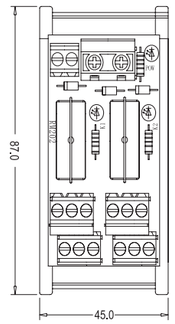


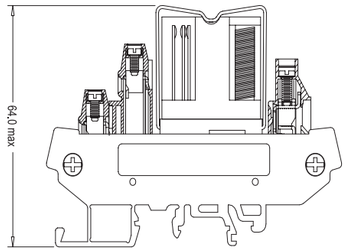


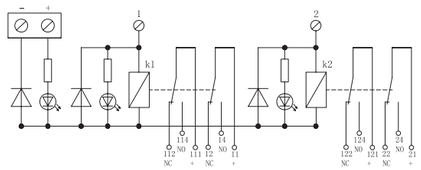


| | | | |
|---|---|---|---|
| 接口板订货规格 | RM024D-2C02N-00M | 输入电压 | 24VDC |
| | RM024D-2C02N-00T | 输入电流 Max (单通道) | 34mA |
| | RM024D-2C02P-00M | 输出电压 Max | 250VAC |
| | RM024D-2C02P-00T | 输出电流 Max | 5A |
| 系统电缆订货规格 | N/A | 电源指示灯 | LED/Green |
| | N/A | 信号标示灯 | LED/Yellow |
| 继电器规格 | OMRON/G2R-2 24VDC | 输入端接口/使用线径 | 24-12AWG/0.5-2.5mm$^2$ |
| | TYCO/RP420024 | 输出端接口/使用线径 | 24-12AWG/0.5-2.5mm |
| 产品功能 | DO Relay Board | 工作温度 | -20~+55℃ |

## RM024D-1C02N-00M



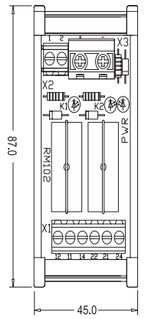


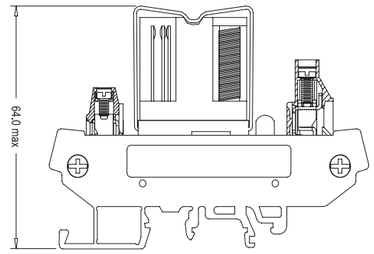


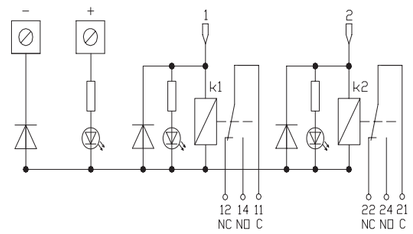


| | | | |
|---|---|---|---|
| 接口板订货规格 | RM024D-1C02N-00M | 输入电压 | 24VDC |
| | RM024D-1C02N-00T | 输入电流 Max (单通道) | 34mA |
| | RM024D-1C02P-00M | 输出电压 Max | 250VAC |
| | RM024D-1C02P-00T | 输出电流 Max | 16A |
| 系统电缆订货规格 | N/A | 电源指示灯 | LED/Green |
| | N/A | 信号标示灯 | LED/Yellow |
| 继电器规格 | OMRON/G2R-1-E 24VDC | 输入端接口/使用线径 | 24-12AWG/0.5-2.5mm$^2$ |
| | TYCO/RP310024 | 输出端接口/使用线径 | 24-12AWG/0.5-2.5mm$^2$ |
| 产品功能 | DO Relay Boar | 工作温度 | -20~+55℃ |

## RM024D-2C04N-00M

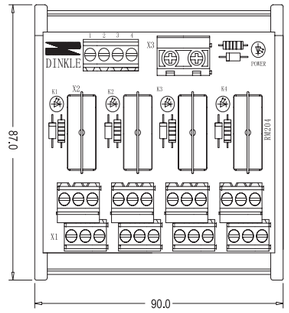


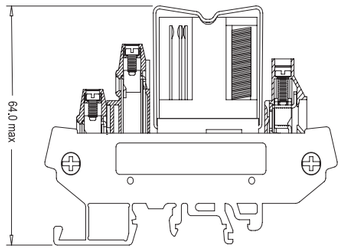


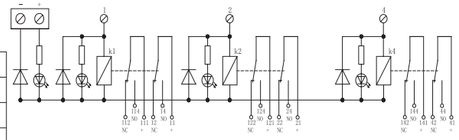


| | | | |
|---|---|---|---|
| 接口板订货规格 | RM024D-2C04N-00M | 输入电压 | 24VDC |
| | RM024D-2C04N-00T | 输入电流 Max (单通道) | 34mA |
| | RM024D-2C04P-00M | 输出电压 Max | 250VAC |
| | RM024D-2C04P-00T | 输出电流 Max | 5A |
| 系统电缆订货规格 | N/A | 电源指示灯 | LED/Green |
| | N/A | 信号标示灯 | LED/Yellow |
| 继电器规格 | OMRON/G2R-2 24VDC | 输入端接口/使用线径 | 24-12AWG/0.5-2.5mm² |
| | TYCO/RP420024 | 输出端接口/使用线径 | 24-12AWG/0.5-2.5mm² |
| 产品功能 | DO Relay Board | 工作温度 | -20~+55℃ |

## RM024D-1C04N-00M

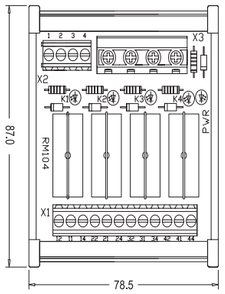


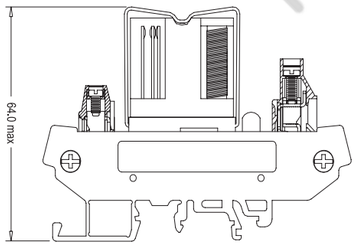


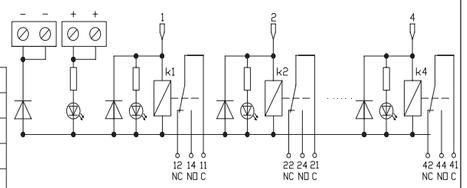


| | | | |
|---|---|---|---|
| 接口板订货规格 | RM024D-1C04N-00M | 输入电压 | 24VDC |
| | RM024D-1C04N-00T | 输入电流 Max (单通道) | 34mA |
| | RM024D-1C04P-00M | 输出电压 Max | 250VAC |
| | RM024D-1C04P-00T | 输出电流 Max | 16A |
| 系统电缆订货规格 | N/A | 电源指示灯 | LED/Green |
| | N/A | 信号标示灯 | LED/Yellow |
| 继电器规格 | OMRON/G2R-1-E 24VDC | 输入端接口/使用线径 | 24-12AWG/0.5-2.5mm² |
| | TYCO/RP310024 | 输出端接口/使用线径 | 24-12AWG/0.5-2.5mm² |
| 产品功能 | DO Relay Board | 工作温度 | -20~+55℃ |





## RM024D-2C08N-00M



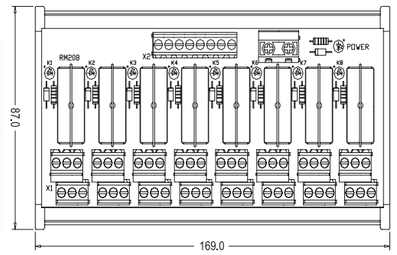


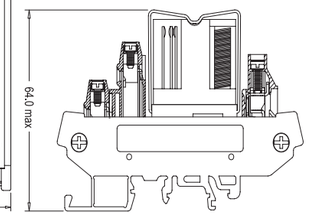


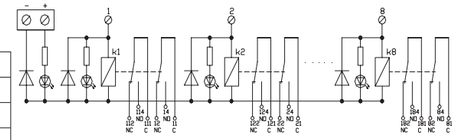


| | | | |
|---|---|---|---|
| 接口板订货规格 | RM024D-2C08N-00M | 输入电压 | 24VDC |
| | RM024D-2C08N-00T | 输入电流 Max (单通道) | 34mA |
| | RM024D-2C08P-00M | 输出电压 Max | 250VAC |
| | RM024D-2C08P-00T | 输出电流 Max | 5A |
| 系统电缆订货规格 | N/A | 电源指示灯 | LED/Green |
| | N/A | 信号标示灯 | LED/Yellow |
| 继电器规格 | OMRON/G2R-2 24VDC | 输入端接口/使用线径 | 24-12AWG/0.5-2.5mm² |
| | TYCO/RP420024 | 输出端接口/使用线径 | 24-12AWG/0.5-2.5mm² |
| 产品功能 | DO Relay Board | 工作温度 | -20~+55℃ |

## RM024D-1C08N-00M



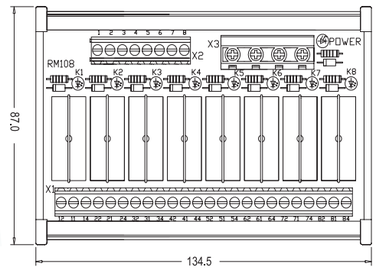


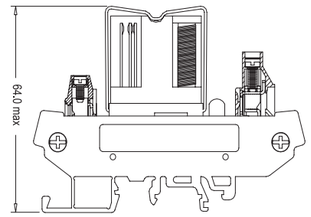


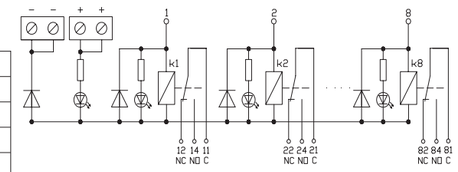


| | | | |
|---|---|---|---|
| 接口板订货规格 | RM024D-1C08N-00M | 输入电压 | 24VDC |
| | RM024D-1C08N-00T | 输入电流 Max (单通道) | 34mA |
| | RM024D-1C08P-00M | 输出电压 Max | 250VAC |
| | RM024D-1C08P-00T | 输出电流 Max | 16A |
| 系统电缆订货规格 | N/A | 电源指示灯 | LED/Green |
| | N/A | 信号标示灯 | LED/Yellow |
| 继电器规格 | OMRON/G2R-1-E 24VDC | 输入端接口/使用线径 | 24-12AWG/0.5-2.5mm² |
| | TYCO/RP310024 | 输出端接口/使用线径 | 24-12AWG/0.5-2.5mm² |
| 产品功能 | DO Relay Board | 工作温度 | -20~+55℃ |

## RM024D-2C16N-00M



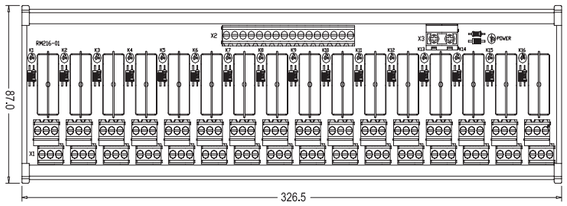


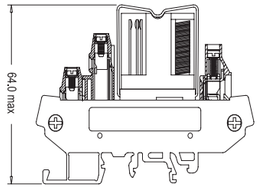


| | | | |
|---|---|---|---|
| 接口板订货规格 | RM024D-2C16N-00M | 输入电压 | 24VDC |
| | RM024D-2C16N-00T | 输入电流 Max (单通道) | 34mA |
| | RM024D-2C16P-00M | 输出电压 Max | 250VAC |
| | RM024D-2C16P-00T | 输出电流 Max | 5A |
| 系统电缆订货规格 | N/A | 电源指示灯 | LED/Green |
| | N/A | 信号标示灯 | LED/Yellow |
| 继电器规格 | OMRON/G2R-2 24VDC | 输入端接口/使用线径 | 24-12AWG/0.5-2.5mm² |
| | TYCO/RP420024 | 输出端接口/使用线径 | 24-12AWG/0.5-2.5mm² |
| 产品功能 | DO Relay Board | 工作温度 | -20~+55℃ |

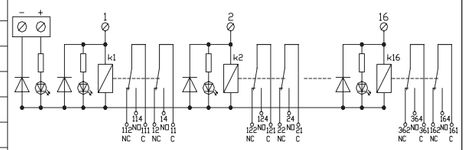


## RM024D-1C16N-00M



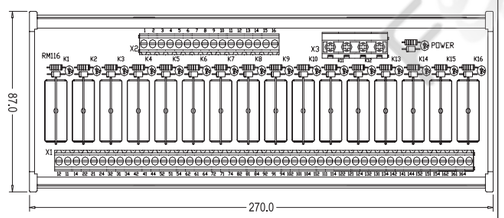


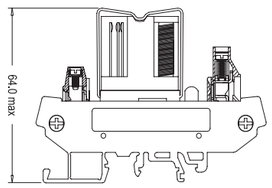


| | | | |
|---|---|---|---|
| 接口板订货规格 | RM024D-1C16N-00M | 输入电压 | 24VDC |
| | RM024D-1C16N-00T | 输入电流 Max (单通道) | 34mA |
| | RM024D-1C16P-00M | 输出电压 Max | 250VAC |
| | RM024D-1C16P-00T | 输出电流 Max | 16A |
| 系统电缆订货规格 | N/A | 电源指示灯 | LED/Green |
| | N/A | 信号标示灯 | LED/Yellow |
| 继电器规格 | OMRON/G2R-1-E 24VDC | 输入端接口/使用线径 | 24-12AWG/0.5-2.5mm² |
| | TYCO/RP310024 | 输出端接口/使用线径 | 24-12AWG/0.5-2.5mm² |
| 产品功能 | DO Relay Board | 工作温度 | -20~+55℃ |

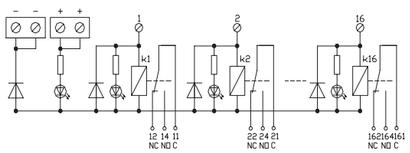






## RM024D-2C08N-30M



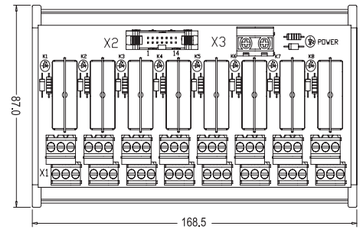


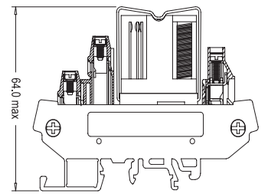


| | | | |
|---|---|---|---|
| 接口板订货规格 | RM024D-2C08N-30M | 输入电压 | 24VDC |
| | RM024D-2C08N-30T | 输入电流 Max (单通道) | 34mA |
| | RM024D-2C08P-30M | 输出电压 Max | 250VAC |
| | RM024D-2C08P-30T | 输出电流 Max | 5A |
| 系统电缆订货规格 | WHH14/XX | 电源指示灯 | LED/Green |
| | XX=0.5M to 30.0M | 信号标示灯 | LED/Yellow |
| 继电器规格 | OMRON/G2R-2 24VDC | 输入端接口/使用线径 | 3M IDC 14P Socket |
| | TYCO/RP420024 | 输出端接口/使用线径 | 24-12AWG/0.5-2.5mm² |
| 产品功能 | DO Relay Board | 工作温度 | -20~+55℃ |

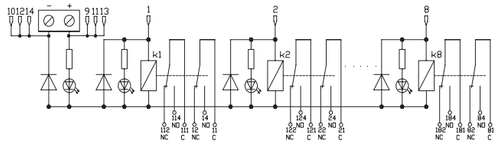


**WHH**


## RM024D-1C08N-30M



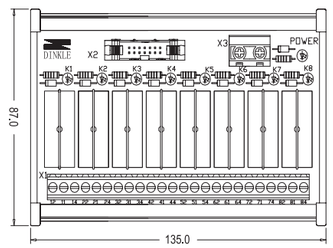


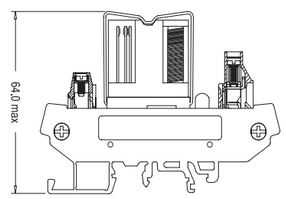


| | | | |
|---|---|---|---|
| 接口板订货规格 | RM024D-1C08N-30M | 输入电压 | 24VDC |
| | RM024D-1C08N-30T | 输入电流 Max (单通道) | 34mA |
| | RM024D-1C08P-30M | 输出电压 Max | 250VAC |
| | RM024D-1C08P-30T | 输出电流 Max | 16A |
| 系统电缆订货规格 | WHH14/XX | 电源指示灯 | LED/Green |
| | XX=0.5M to 30.0M | 信号标示灯 | LED/Yellow |
| 继电器规格 | OMRON/G2R-1-E 24VDC | 输入端接口/使用线径 | 3M IDC 14P Socket |
| | TYCO/RP310024 | 输出端接口/使用线径 | 24-12AWG/0.5-2.5mm² |
| 产品功能 | DO Relay Board | 工作温度 | -20~+55℃ |

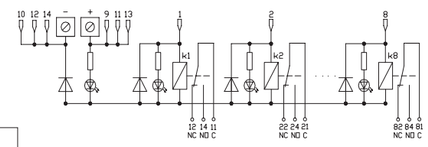


**WHH**



## RM024D-2C16N-30M



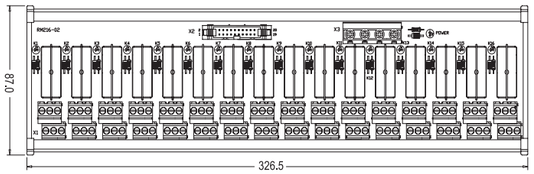


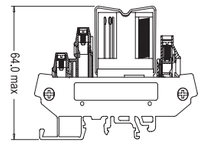


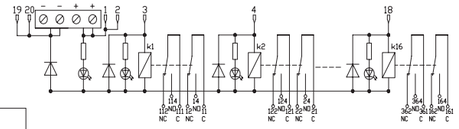

| | | | |
|---|---|---|---|
| 接口板订货规格 | RM024D-2C16N-30M | 输入电压 | 24VDC |
| | RM024D-2C16N-30T | 输入电流 Max (单通道) | 34mA |
| | RM024D-2C16P-30M | 输出电压 Max | 250VAC |
| | RM024D-2C16P-30T | 输出电流 Max | 5A |
| 系统电缆订货规格 | WHH20/XX | 电源指示灯 | LED/Green |
| | XX=0.5M to 30.0M | 信号标示灯 | LED/Yellow |
| 继电器规格 | OMRON/G2R-2 24VDC | 输入端接口/使用线径 | 3M IDC 20P Socket |
| | TYCO/RP420024 | 输出端接口/使用线径 | 24-12AWG/0.5-2.5mm$^2$ |
| 产品功能 | DO Relay Board | 工作温度 | -20~+55℃ |

**WHH**

3M 20P IDC　　3M 20P IDC

## RM024D-1C16N-30M



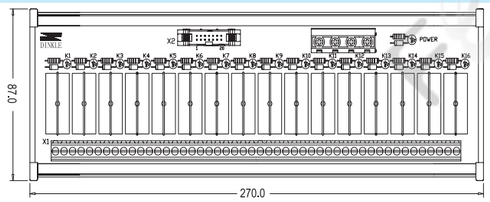


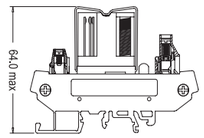


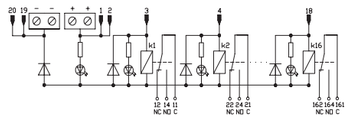

| | | | |
|---|---|---|---|
| 接口板订货规格 | RM024D-1C16N-30M | 输入电压 | 24VDC |
| | RM024D-1C16N-30T | 输入电流 Max (单通道) | 34mA |
| | RM024D-1C16P-30M | 输出电压 Max | 250VAC |
| | RM024D-1C16P-30T | 输出电流 Max | 16A |
| 系统电缆订货规格 | WHH20/XX | 电源指示灯 | LED/Green |
| | XX=0.5M to 30.0M | 信号标示灯 | LED/Yellow |
| 继电器规格 | OMRON/G2R-1-E 24VDC | 输入端接口/使用线径 | 3M IDC 20P Socket |
| | TYCO/RP310024 | 输出端接口/使用线径 | 24-12AWG/0.5-2.5mm$^2$ |
| 产品功能 | DO Relay Board | 工作温度 | -20~+55℃ |

**WHH**

3M 20P IDC　　3M 20P IDC





## RM024D-1C32N-30M



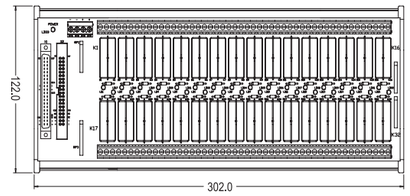


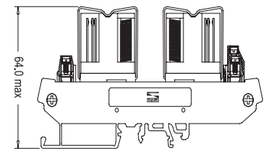


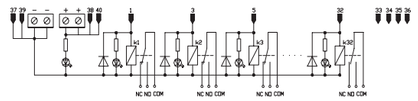

| | | | |
|---|---|---|---|
| 接口板订货规格 | RM024D-1C32N-30M | 输入电压 | 24VDC |
| | RM024D-1C32N-30T | 输入电流 Max (单通道) | 34mA |
| | RM024D-1C32P-30M | 输出电压 Max | 250VAC |
| | RM024D-1C32P-30T | 输出电流 Max | 16A |
| 系统电缆订货规格 | WHH40/XX | 电源指示灯 | LED/Green |
| | XX=0.5M to 30.0M | 信号标示灯 | LED/Yellow |
| 继电器规格 | OMRON/G2R-2 24VDC | 输入端接口/使用线径 | 3M IDC 40P Socket |
| | TYCO/RP310024 | 输出端接口/使用线径 | 24-12AWG/0.5-2.5mm$^2$ |
| 产品功能 | DO Relay Board | 工作温度 | -20~+55℃ |

**WHH**

3M 40P IDC　　3M 40P IDC

## RM024D-1C32N-40M



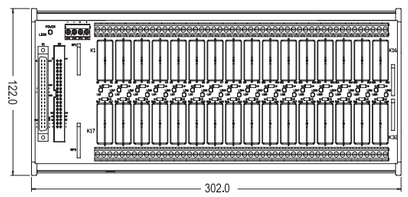


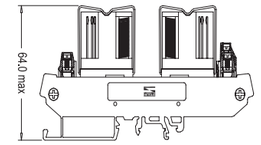


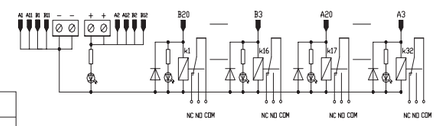

| | | | |
|---|---|---|---|
| 接口板订货规格 | RM024D-1C32N-40M | 输入电压 | 24VDC |
| | RM024D-1C32N-40T | 输入电流 Max (单通道) | 34mA |
| | RM024D-1C32P-40M | 输出电压 Max | 250VAC |
| | RM024D-1C32P-40T | 输出电流 Max | 16A |
| 系统电缆订货规格 | WHF40/XX | 电源指示灯 | LED/Green |
| | XX=0.5M to 30.0M | 信号标示灯 | LED/Yellow |
| 继电器规格 | OMRON/G2R-1-E 24VDC | 输入端接口/使用线径 | FUJI FCN-364P040 |
| | TYCO/RP310024 | 输出端接口/使用线径 | 24-12AWG/0.5-2.5mm$^2$ |
| 产品功能 | DO Relay Board | 工作温度 | -20~+55℃ |

**WHF**

FUJI FCN-361J040　　FUJI FCN-361J040

## RM024D-1A08N-00T



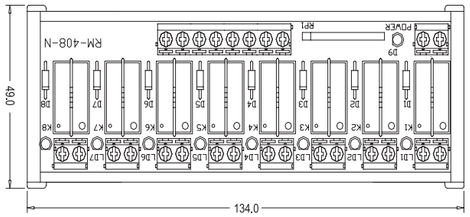


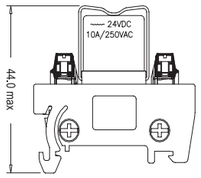


| | | | |
|---|---|---|---|
| 接口板订货规格 | RM024D-1A08N-00T | 输入电压 | 24VDC |
| | RM024D-1A08P-00T | 输入电流 Max (单通道) | 22mA |
| | | 输出电压 Max | 250VAC |
| | | 输出电流 Max | 10A |
| 系统电缆订货规格 | N/A | 电源指示灯 | LED/Green |
| | N/A | 信号标示灯 | LED/Yellow |
| 继电器规格 | TYCO/OJE-SS-124HMF | 输入端接口/使用线径 | 30-16AWG/0.5-1.5mm² |
| | | 输出端接口/使用线径 | 30-16AWG/0.5-1.5mm² |
| 产品功能 | DO Relay Board | 工作温度 | -20~+55℃ |

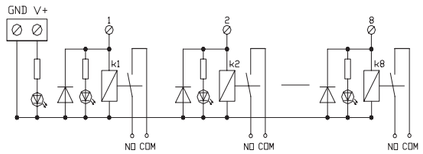


## RM024D-1A16N-00T



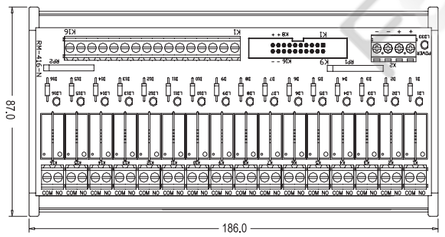


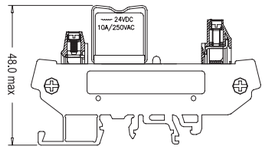


| | | | |
|---|---|---|---|
| 接口板订货规格 | RM024D-1A16N-00T | 输入电压 | 24VDC |
| | RM024D-1A16P-00T | 输入电流 Max (单通道) | 22mA |
| | | 输出电压 Max | 250VAC |
| | | 输出电流 Max | 10A |
| 系统电缆订货规格 | N/A | 电源指示灯 | LED/Green |
| | N/A | 信号标示灯 | LED/Yellow |
| 继电器规格 | TYCO/OJE-SS-124HMF | 输入端接口/使用线径 | 24-12AWG/0.5-2.5mm² |
| | | 输出端接口/使用线径 | 24-12AWG/0.5-2.5mm² |
| 产品功能 | DO Relay Board | 工作温度 | -20~+55℃ |

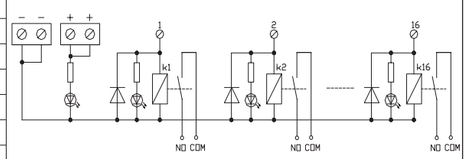






## RM024D-1A16N-30T



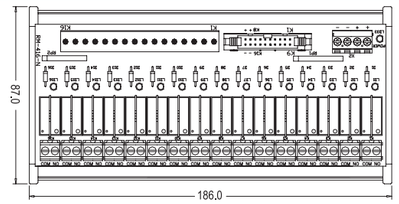


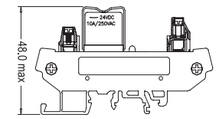


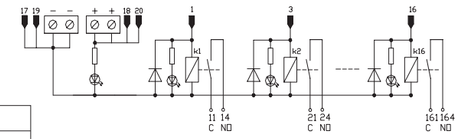


| | | | |
|---|---|---|---|
| 接口板订货规格 | RM024D-1A16N-30T | 输入电压 | 24VDC |
| | RM024D-1A16P-30T | 输入电流 Max (单通道) | 22mA |
| | | 输出电压 Max | 250VAC |
| | | 输出电流 Max | 10A |
| 系统电缆订货规格 | WHH20/XX | 电源指示灯 | LED/Green |
| | XX=0.5M to 30.0M | 信号标示灯 | LED/Yellow |
| 继电器规格 | TYCO/OJE-SS-124HMF | 输入端接口/使用线径 | 3M IDC 20P Socket |
| | | 输出端接口/使用线径 | 24-12AWG/0.5-2.5mm² |
| 产品功能 | DO Relay Board | 工作温度 | -20~+55℃ |

**WHH**

3M 20P IDC　　3M 20P IDC

## RM024D-1A32N-30T



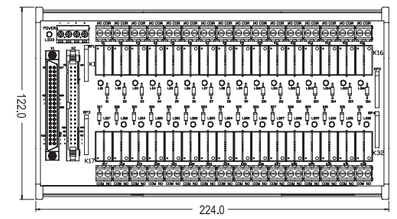


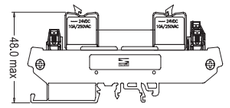


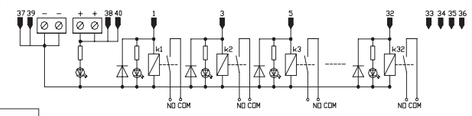


| | | | |
|---|---|---|---|
| 接口板订货规格 | RM024D-1A32N-30T | 输入电压 | 24VDC |
| | RM024D-1A32P-30T | 输入电流 Max (单通道) | 22mA |
| | | 输出电压 Max | 250VAC |
| | | 输出电流 Max | 10A |
| 系统电缆订货规格 | WHH40/XX | 电源指示灯 | LED/Green |
| | XX=0.5M to 30.0M | 信号标示灯 | LED/Yellow |
| 继电器规格 | TYCO/OJE-SS-124HMF | 输入端接口/使用线径 | 3M IDC 40P Socket |
| | | 输出端接口/使用线径 | 24-12AWG/0.5-2.5mm² |
| 产品功能 | DO Relay Board | 工作温度 | -20~+55℃ |

**WHH**



3M 40P IDC　　3M 40P IDC

## RM024D-1A32N-40T



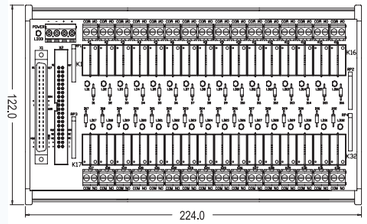


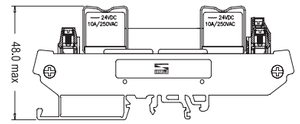


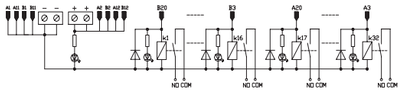

| | | | |
|---|---|---|---|
| 接口板订货规格 | RM024D-1A32N-40T | 输入电压 | 24VDC |
| | RM024D-1A32P-40T | 输入电流 Max (单通道) | 22mA |
| | | 输出电压 Max | 250VAC |
| | | 输出电流 Max | 10A |
| 系统电缆订货规格 | WHF40/XX | 电源指示灯 | LED/Green |
| | XX=0.5M to 30.0M | 信号标示灯 | LED/Yellow |
| 继电器规格 | TYCO/OJE-SS-124HMF | 输入端接口/使用线径 | FUJI FCN-364P040 |
| | | 输出端接口/使用线径 | 24-12AWG/0.5-2.5mm² |
| 产品功能 | DO Relay Board | 工作温度 | -20~+55℃ |

**WHF**

FUJI FCN-361J040 FUJI FCN-361J040

## SRM024D-1A08N-30G



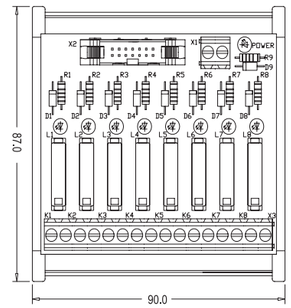


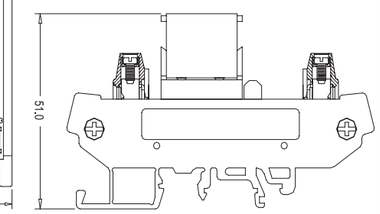


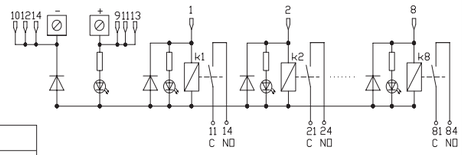

| | | | |
|---|---|---|---|
| 接口板订货规格 | SRM024D-1A08N-30G | 输入电压 | 24VDC |
| | SRM024D-1A08P-30G | 输入电流 Max (单通道) | 18mA |
| | | 输出电压 Max | 250VAC |
| | | 输出电流 Max | 5A |
| 系统电缆订货规格 | WHH14/XX | 电源指示灯 | LED/Green |
| | XX=0.5M to 30.0M | 信号标示灯 | LED/Yellow |
| 继电器规格 | NYP24W-K/FUJI | 输入端接口/使用线径 | 3M IDC 14P Socket |
| | | 输出端接口/使用线径 | 24-12AWG/0.5-2.5mm² |
| 产品功能 | DO Relay Board | 工作温度 | -20~+55℃ |

**WHH**

3M 14P IDC 3M 14P IDC

继电器接口板

## SRM024D-1A08N-00G



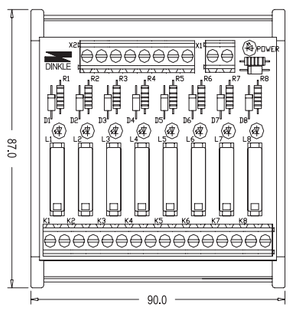


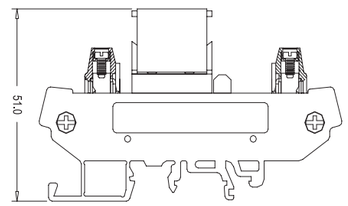


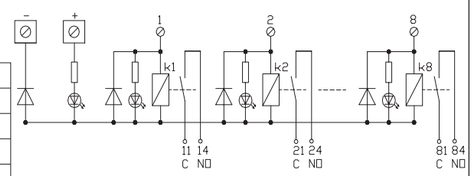

| | | | |
|---|---|---|---|
| 接口板订货规格 | SRM024D-1A08N-00G | 输入电压 | 24VDC |
| | SRM024D-1A08P-00G | 输入电流 Max (单通道) | 18mA |
| | | 输出电压 Max | 250VAC |
| | | 输出电流 Max | 5A |
| 系统电缆订货规格 | N/A | 电源指示灯 | LED/Green |
| | N/A | 信号标示灯 | LED/Yellow |
| 继电器规格 | NYP24W-K/FUJI | 输入端接口/使用线径 | 24-12AWG/0.5-2.5mm² |
| | | 输出端接口/使用线径 | 24-12AWG/0.5-2.5mm² |
| 产品功能 | DO Relay Board | 工作温度 | -20~+55℃ |

## SRM024D-1A16N-00G



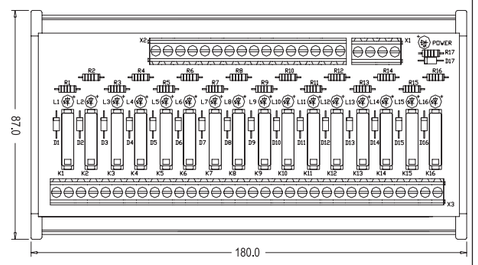


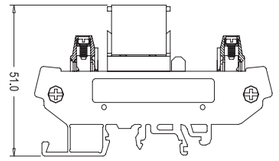


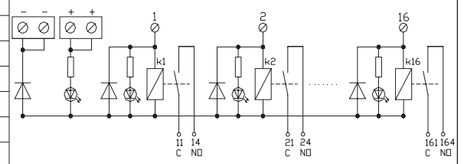

| | | | |
|---|---|---|---|
| 接口板订货规格 | SRM024D-1A16N-00G | 输入电压 | 24VDC |
| | SRM024D-1A16P-00G | 输入电流 Max (单通道) | 18mA |
| | | 输出电压 Max | 250VAC |
| | | 输出电流 Max | 5A |
| 系统电缆订货规格 | N/A | 电源指示灯 | LED/Green |
| | N/A | 信号标示灯 | LED/Yellow |
| 继电器规格 | NYP24W-K/FUJI | 输入端接口/使用线径 | 24-12AWG/0.5-2.5mm² |
| | | 输出端接口/使用线径 | 24-12AWG/0.5-2.5mm² |
| 产品功能 | DO Relay Board | 工作温度 | -20~+55℃ |

## SRM024D-1A16N-30G



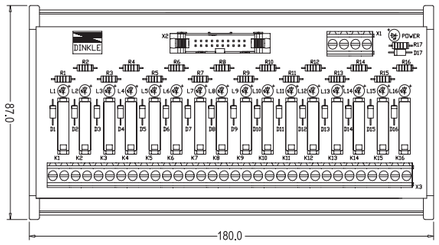


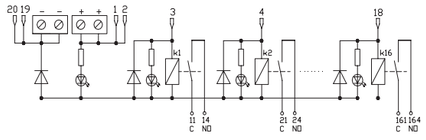

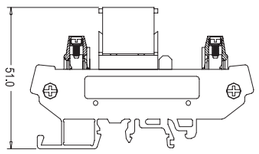


| | | | |
|---|---|---|---|
| 接口板<br>订货规格 | SRM024D-1A16N-30G | 输入电压 | 24VDC |
| | SRM024D-1A16P-30G | 输入电流 Max (单通道) | 18mA |
| | | 输出电压 Max | 250VAC |
| | | 输出电流 Max | 5A |
| 系统电缆<br>订货规格 | WHH20/XX | 电源指示灯 | LED/Green |
| | XX=0.5M to 30.0M | 信号标示灯 | LED/Yellow |
| 继电器规格 | NYP24W-K/FUJI | 输入端接口/使用线径 | 3M IDC 20P Socket |
| | | 输出端接口/使用线径 | 24-12AWG/0.5-2.5mm$^2$ |
| 产品功能 | DO Relay Board | 工作温度 | -20~+55℃ |

**WHH**

3M 20P IDC　　3M 20P IDC

## SRM024D-1A32N-40G



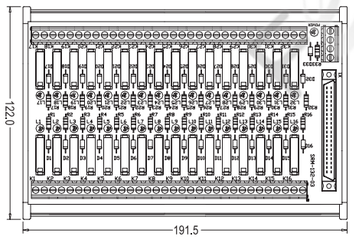


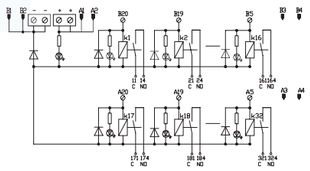

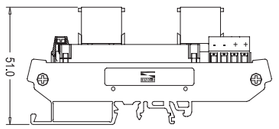


| | | | |
|---|---|---|---|
| 接口板<br>订货规格 | SRM024D-1A32N-40G | 输入电压 | 24VDC |
| | SRM024D-1A32P-40G | 输入电流 Max (单通道) | 18mA |
| | | 输出电压 Max | 250VAC |
| | | 输出电流 Max | 5A |
| 系统电缆<br>订货规格 | WHF40/XX | 电源指示灯 | LED/Green |
| | XX=0.5M to 30.0M | 信号标示灯 | LED/Yellow |
| 继电器规格 | NYP24W-K/FUJI | 输入端接口/使用线径 | FUJI FCN-364P040 |
| | | 输出端接口/使用线径 | 24-12AWG/0.5-2.5mm$^2$ |
| 产品功能 | DO Relay Board | 工作温度 | -20~+55℃ |

**WHF**

FUJI FCN-361J040　　FUJI FCN-361J040





## SRM024D-1C16N-00F



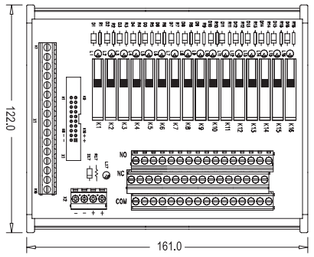


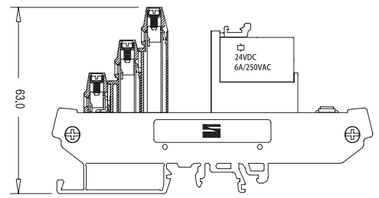


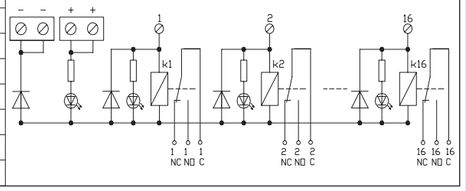

| | | | |
|---|---|---|---|
| 接口板<br>订货规格 | SRM024D-1C16N-00F | 输入电压 | 24VDC |
| | SRM024D-1C16P-00F | 输入电流 Max (单通道) | 20mA |
| | | 输出电压 Max | 250VAC |
| | | 输出电流 Max | 6A |
| 系统电缆<br>订货规格 | N/A | 电源指示灯 | LED/Green |
| | N/A | 信号标示灯 | LED/Yellow |
| 继电器规格 | 34.51.7.024.0010/Finder | 输入端接口/使用线径 | 24-12AWG/0.5-2.5mm$^2$ |
| | | 输出端接口/使用线径 | 24-12AWG/0.5-2.5mm$^2$ |
| 产品功能 | DO Relay Board | 工作温度 | -20~+55℃ |

## SRM024D-1C16N-30F



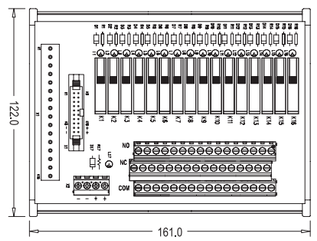


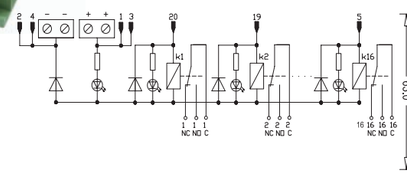

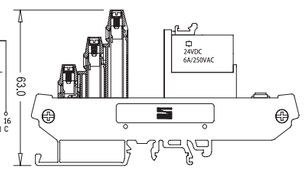


| | | | |
|---|---|---|---|
| 接口板<br>订货规格 | SRM024D-1C16N-30F | 输入电压 | 24VDC |
| | SRM024D-1C16P-30F | 输入电流 Max (单通道) | 20mA |
| | | 输出电压 Max | 250VAC |
| | | 输出电流 Max | 6A |
| 系统电缆<br>订货规格 | WHH20/XX | 电源指示灯 | LED/Green |
| | XX=0.5M to 30.0M | 信号标示灯 | LED/Yellow |
| 继电器规格 | 34.51.7.024.0010/Finder | 输入端接口/使用线径 | 3M IDC 20P Socket |
| | | 输出端接口/使用线径 | 24-12AWG/0.5-2.5mm$^2$ |
| 产品功能 | DO Relay Board | 工作温度 | -20~+55℃ |

**WHH**

3M 20P IDC　　3M 20P IDC

## SRM024D-1C32N-30F



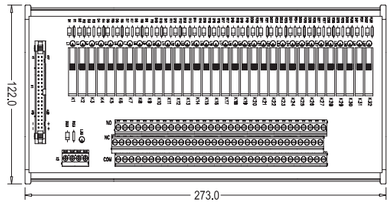


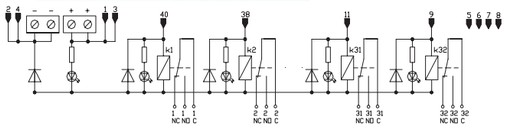

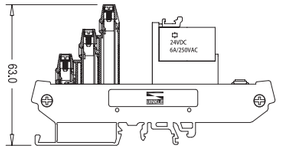


| | | | |
|---|---|---|---|
| 接口板订货规格 | SRM024D-1C32N-30F | 输入电压 | 24VDC |
| | SRM024D-1C32P-30F | 输入电流 Max (单通道) | 20mA |
| | | 输出电压 Max | 250VAC |
| | | 输出电流 Max | 6A |
| 系统电缆订货规格 | WHH40/XX | 电源指示灯 | LED/Green |
| | XX=0.5M to 30.0M | 信号标示灯 | LED/Yellow |
| 继电器规格 | 34.51.7.024.0010/Finder | 输入端接口/使用线径 | 3M IDC 40P Socket |
| | | 输出端接口/使用线径 | 24-12AWG/0.5-2.5mm$^2$ |
| 产品功能 | DO Relay Board | 工作温度 | -20~+55℃ |

**WHH**

3M 40P IDC　　3M 40P IDC

## SRM024D-1C32N-40F



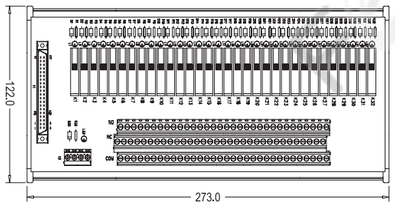


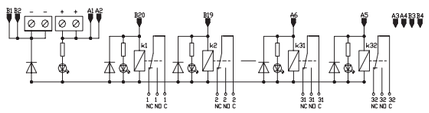

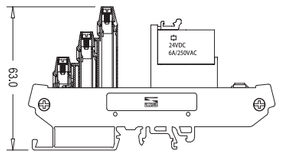


| | | | |
|---|---|---|---|
| 接口板订货规格 | SRM024D-1C32N-40F | 输入电压 | 24VDC |
| | SRM024D-1C32P-40F | 输入电流 Max (单通道) | 20mA |
| | | 输出电压 Max | 250VAC |
| | | 输出电流 Max | 6A |
| 系统电缆订货规格 | WHF40/XX | 电源指示灯 | LED/Green |
| | XX=0.5M to 30.0M | 信号标示灯 | LED/Yellow |
| 继电器规格 | 34.51.7.024.0010/Finder | 输入端接口/使用线径 | FUJI FCN-364P040 |
| | | 输出端接口/使用线径 | 24-12AWG/0.5-2.5mm$^2$ |
| 产品功能 | DO Relay Board | 工作温度 | -20~+55℃ |

**FUJI FCN-361J040　　FUJI FCN-361J040**



继电器接口板 / *Relay Board*

## RM024D-1A04C-5CM

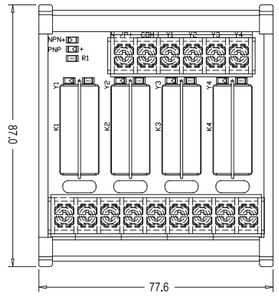


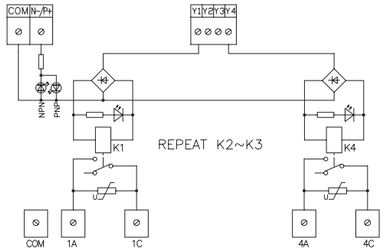


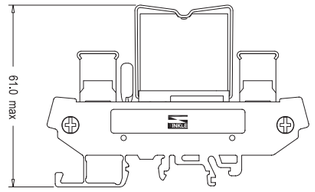


| | | | | | |
|---|---|---|---|---|---|
| 接口板订货规格 | RM024D-1A04C-5CM | 输出额定电压/电流 | 250VAC / 16A | 电源指示灯 | LED / Green |
| 系统电缆订货规格 | N/A | 输出接点结构 | 1A | 信号标示灯 | LED / RED |
| 继电器规格 | G2R-1-E 24VDC/OMRON | 输出加突波吸收 | 突波 | 输入端接口/使用线径 | 22-14AWG |
| 产品功能 | 通用标准 / DO Realy | 输出COM点加跳线 | N/A | 输出端接口/使用线径 | 22-14AWG |
| 输入额定电压 | 24VDC | 通道数 | 4 | 外型尺寸 mm (L*W*H) | 77.6*87*61 |
| 输入电平N/P | N/P | 端子台形式 | 栅板式 | 工作温度 | -20~+55℃ |
| 输入连接形式 | 端子台 | 输入电流 Max（单通道） | 26mA | 熔断丝 | N/A |

## RM024D-1A06C-5CM

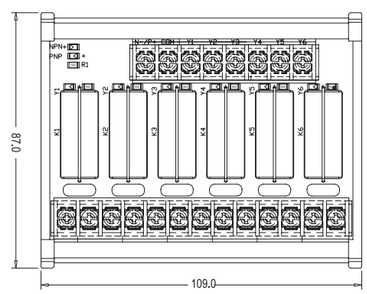


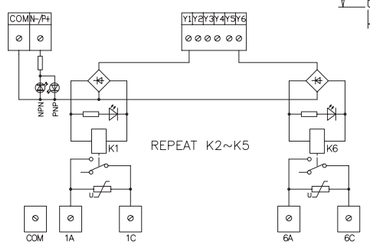


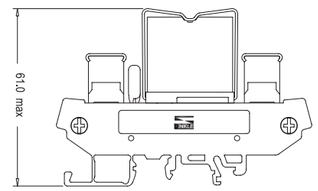


| | | | | | |
|---|---|---|---|---|---|
| 接口板订货规格 | RM024D-1A06C-5CM | 输出额定电压/电流 | 250VAC / 16A | 电源指示灯 | LED / Green |
| 系统电缆订货规格 | N/A | 输出接点结构 | 1A | 信号标示灯 | LED / RED |
| 继电器规格 | G2R-1-E 24VDC/OMRON | 输出加突波吸收 | 突波 | 输入端接口/使用线径 | 22-14AWG |
| 产品功能 | 通用标准 / DO Realy | 输出COM点加跳线 | N/A | 输出端接口/使用线径 | 22-14AWG |
| 输入额定电压 | 24VDC | 通道数 | 6 | 外型尺寸 mm (L*W*H) | 109*87*61 |
| 输入电平N/P | N/P | 端子台形式 | 栅板式 | 工作温度 | -20~+55℃ |
| 输入连接形式 | 端子台 | 输入电流 Max（单通道） | 26mA | 熔断丝 | N/A |

## RM024D-1A08C-7CM

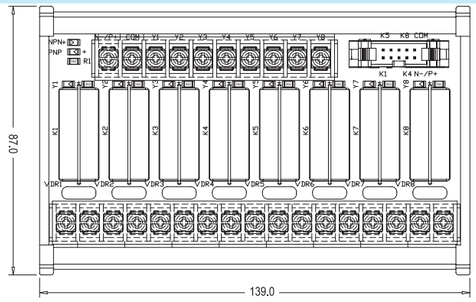


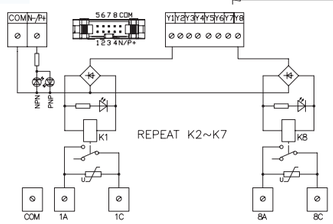


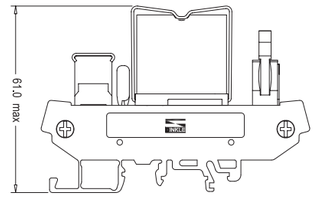


| | | | | | |
|---|---|---|---|---|---|
| 接口板订货规格 | RM024D-1A08C-7CM | 输出额定电压/电流 | 250VAC / 16A | 电源指示灯 | LED / Green |
| 系统电缆订货规格 | N/A | 输出接点结构 | 1A | 信号标示灯 | LED / RED |
| 继电器规格 | G2R-1-E 24VDC/OMRON | 输出加突波吸收 | 突波 | 输入端接口/使用线径 | IDC 10P Socket/22-14AWG |
| 产品功能 | 通用标准 / DO Realy | 输出COM点加跳线 | N/A | 输出端接口/使用线径 | 22-14AWG |
| 输入额定电压 | 24VDC | 通道数 | 8 | 外型尺寸 mm (L*W*H) | 139*87*61 |
| 输入电平N/P | N/P | 端子台形式 | 栅板式 | 工作温度 | -20~+55℃ |
| 输入连接形式 | 端子台+牛角 | 输入电流 Max（单通道） | 26mA | 熔断丝 | N/A |

## RM024D-1A12C-7CM



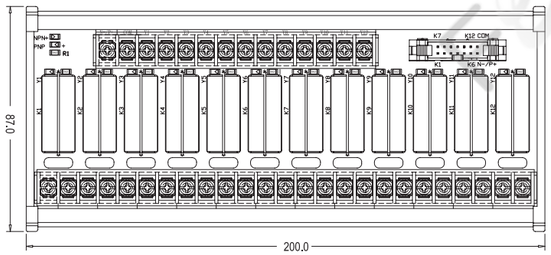


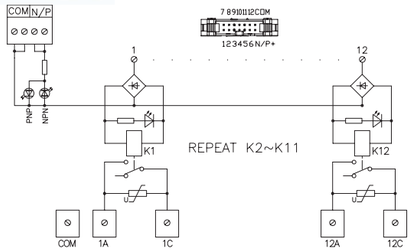


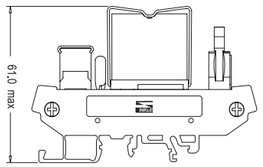


| | | | | | |
|---|---|---|---|---|---|
| 接口板订货规格 | RM024D-1A12C-7CM | 输出额定电压/电流 | 250VAC / 16A | 电源指示灯 | LED / Green |
| 系统电缆订货规格 | N/A | 输出接点结构 | 1A | 信号标示灯 | LED / RED |
| 继电器规格 | G2R-1-E 24VDC/OMRON | 输出加突波吸收 | 突波 | 输入端接口/使用线径 | IDC 14P Socket/22-14AWG |
| 产品功能 | 通用标准 / DO Realy | 输出COM点加跳线 | N/A | 输出端接口/使用线径 | 22-14AWG |
| 输入额定电压 | 24VDC | 通道数 | 12 | 外型尺寸 mm (L*W*H) | 200*87*61 |
| 输入电平N/P | N/P | 端子台形式 | 栅板式 | 工作温度 | -20~+55℃ |
| 输入连接形式 | 端子台+牛角 | 输入电流 Max（单通道） | 26mA | 熔断丝 | N/A |





## RM024D-1A16C-7CM



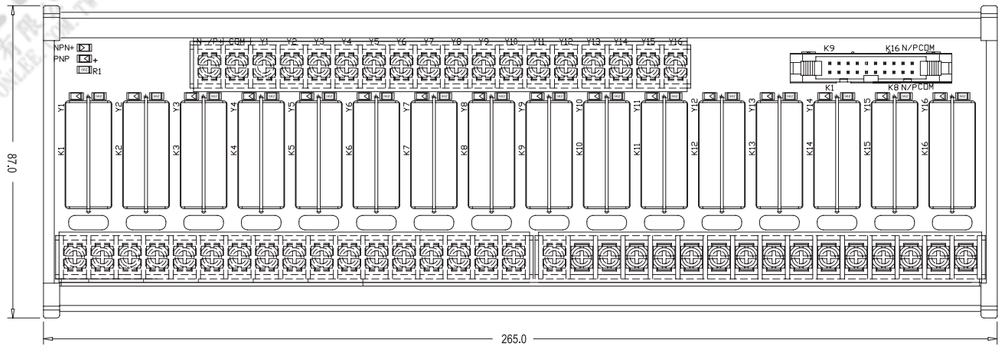


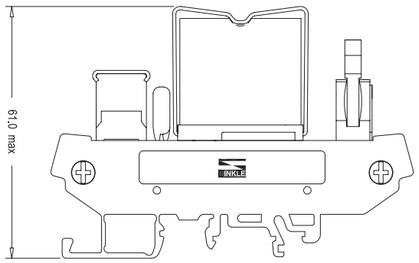


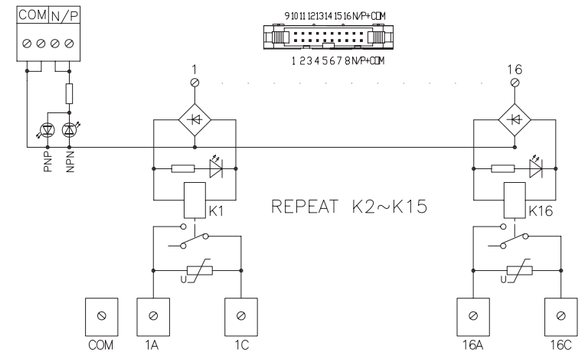


| | | | | | |
|---|---|---|---|---|---|
| 订货规格 | RM024D-1A16C-7CM | 输出额定电压/电流 | 250VAC / 16A | 电源指示灯 | LED / Green |
| 系统电缆订货规格 | N/A | 输出接点结构 | 1A | 信号标示灯 | LED / RED |
| 继电器规格 | G2R-1-E 24VDC/OMRON | 输出加突波吸收 | 突波 | 输入端接口/使用线径 | IDC 20P Socket/22-14AWG |
| 产品功能 | 通用标准 / DO Realy | 输出COM点加跳线 | N/A | 输出端接口/使用线径 | 22-14AWG |
| 输入额定电压 | 24VDC | 通道数 | 16 | 外型尺寸 mm (L*W*H) | 265*87*61 |
| 输入电平N/P | N/P | 端子台形式 | 栅板式 | 工作温度 | -20~+55℃ |
| 输入连接形式 | 端子台+牛角 | 输入电流 Max（单通道） | 26mA | 熔断丝 | N/A |

## RM024D-1A32C-3CM



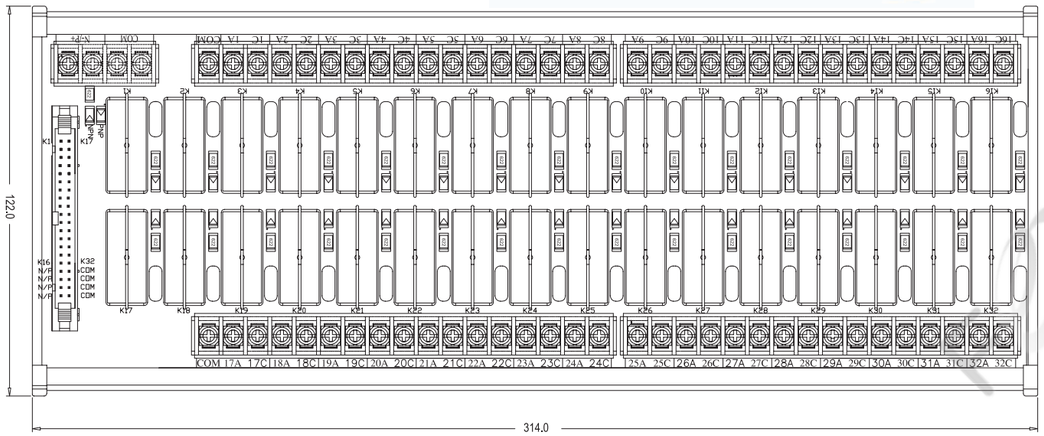


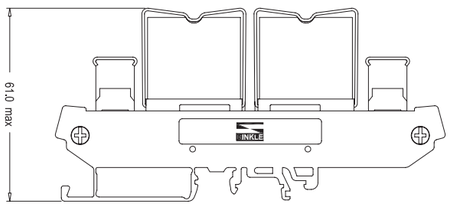


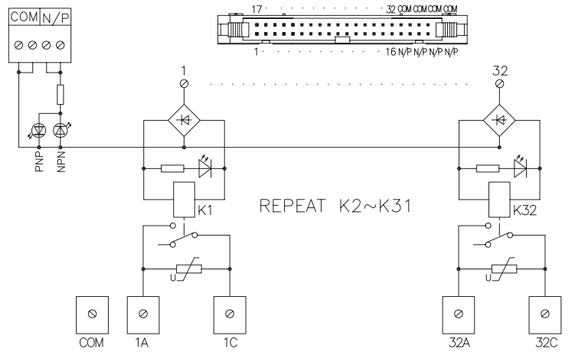


| | | | | | |
|---|---|---|---|---|---|
| **接口板订货规格** | **RM024D-1A32C-3CM** | **输出额定电压/电流** | 250VAC / 16A | **电源指示灯** | LED / Green |
| **系统电缆订货规格** | **N/A** | **输出接点结构** | 1A | **信号标示灯** | LED / RED |
| **继电器规格** | G2R-1-E 24VDC/OMRON | **输出加突波吸收** | 突波 | **输入端接口/使用线径** | IDC 40P Socket |
| **产品功能** | 通用标准 / DO Realy | **输出COM点加跳线** | N/A | **输出端接口/使用线径** | 22-14AWG |
| **输入额定电压** | 24VDC | **通道数** | 32 | **外型尺寸 mm (L*W*H)** | 314*122*61 |
| **输入电平N/P** | N/P | **端子台形式** | 栅板式 | **工作温度** | -20~+55℃ |
| **输入连接形式** | 牛角 | **输入电流 Max（单通道）** | 26mA | **熔断丝** | N/A |





## RM024D-1C04C-2AM

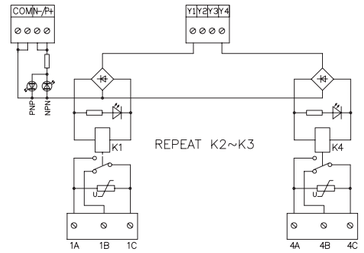


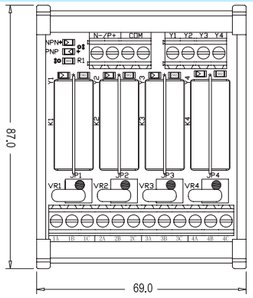


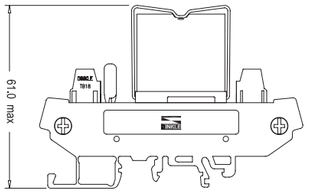


| | | | | | |
|---|---|---|---|---|---|
| **接口板订货规格** | **RM024D-1C04C-2AM** | **输出额定电压/电流** | 250VAC / 16A | **电源指示灯** | LED / Green |
| **系统电缆订货规格** | **N/A** | **输出接点结构** | 1C | **信号标示灯** | LED / RED |
| **继电器规格** | G2R-1-E 24VDC/OMRON | **输出加突波吸收** | 突波 | **输入端接口/使用线径** | 24-12AWG |
| **产品功能** | 通用标准 / DO Realy | **输出COM点加跳线** | N/A | **输出端接口/使用线径** | 24-12AWG |
| **输入额定电压** | 24VDC | **通道数** | 4 | **外型尺寸 mm (L*W*H)** | 69*87*61 |
| **输入电平N/P** | N/P | **端子台形式** | 欧式 | **工作温度** | -20~+55℃ |
| **输入连接形式** | 端子台 | **输入电流 Max（单通道）** | 26mA | **熔断丝** | N/A |

## RM024D-1C06C-2AM

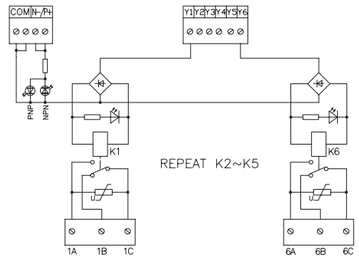


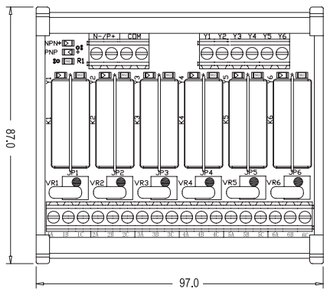


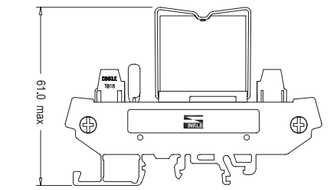


| | | | | | |
|---|---|---|---|---|---|
| **接口板订货规格** | **RM024D-1C06C-2AM** | **输出额定电压/电流** | 250VAC / 16A | **电源指示灯** | LED / Green |
| **系统电缆订货规格** | **N/A** | **输出接点结构** | 1C | **信号标示灯** | LED / RED |
| **继电器规格** | G2R-1-E 24VDC/OMRON | **输出加突波吸收** | 突波 | **输入端接口/使用线径** | 24-12AWG |
| **产品功能** | 通用标准 / DO Realy | **输出COM点加跳线** | N/A | **输出端接口/使用线径** | 24-12AWG |
| **输入额定电压** | 24VDC | **通道数** | 6 | **外型尺寸 mm (L*W*H)** | 97*87*61 |
| **输入电平N/P** | N/P | **端子台形式** | 欧式 | **工作温度** | -20~+55℃ |
| **输入连接形式** | 端子台 | **输入电流 Max（单通道）** | 26mA | **熔断丝** | N/A |

## RM024D-1C08C-6AM



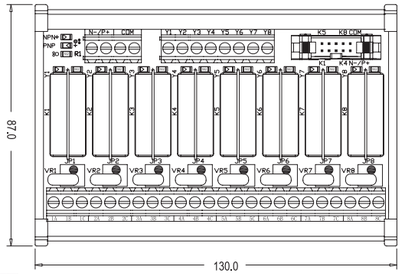


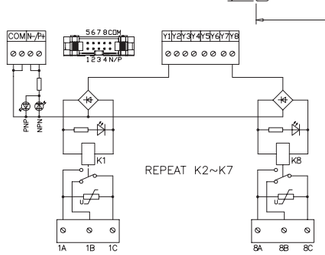


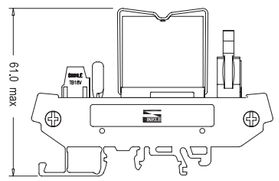


| | | | | | |
|---|---|---|---|---|---|
| 接口板订货规格 | **RM024D-1C08C-6AM** | 输出额定电压/电流 | 250VAC / 16A | 电源指示灯 | LED / Green |
| 系统电流订货规格 | **N/A** | 输出接点结构 | 1C | 信号标示灯 | LED / RED |
| 继电器规格 | G2R-1-E 24VDC/OMRON | 输出加突波吸收 | 突波 | 输入端接口/使用线径 | IDC 10P Socket/22-14AWG |
| 产品功能 | 通用标准 / DO Realy | 输出COM点加跳线 | N/A | 输出端接口/使用线径 | 22-14AWG |
| 输入额定电压 | 24VDC | 通道数 | 8 | 外型尺寸 mm (L*W*H) | 130*87*61 |
| 输入电平N/P | N/P | 端子台形式 | 欧式 | 工作温度 | -20~+55℃ |
| 输入连接形式 | 端子台+牛角 | 输入电流 Max（单通道） | 26mA | 熔断丝 | N/A |

## RM024D-1C12C-6AM



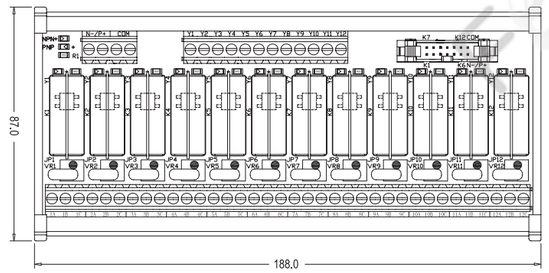


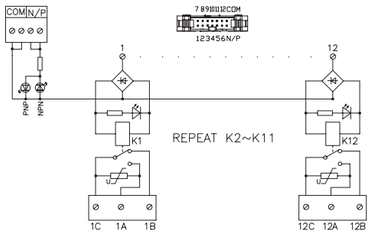


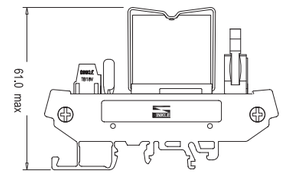


| | | | | | |
|---|---|---|---|---|---|
| 接口板订货规格 | **RM024D-1C12C-6AM** | 输出额定电压/电流 | 250VAC / 16A | 电源指示灯 | LED / Green |
| 系统电缆订货规格 | **N/A** | 输出接点结构 | 1C | 信号标示灯 | LED / RED |
| 继电器规格 | G2R-1-E 24VDC/OMRON | 输出加突波吸收 | 突波 | 输入端接口/使用线径 | IDC 14P Socket/22-14AWG |
| 产品功能 | 通用标准 / DO Realy | 输出COM点加跳线 | N/A | 输出端接口/使用线径 | 22-14AWG |
| 输入额定电压 | 24VDC | 通道数 | 12 | 外型尺寸 mm (L*W*H) | 188*87*61 |
| 输入电平N/P | N/P | 端子台形式 | 欧式 | 工作温度 | -20~+55℃ |
| 输入连接形式 | 端子台+牛角 | 输入电流 Max（单通道） | 26mA | 熔断丝 | N/A |





## RM024D-1C16C-6AM



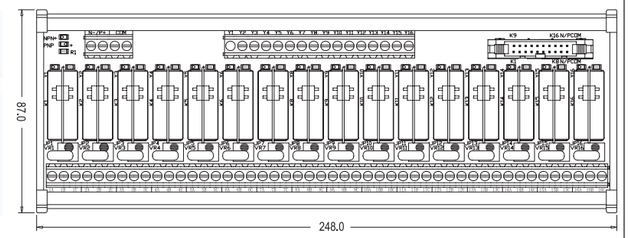


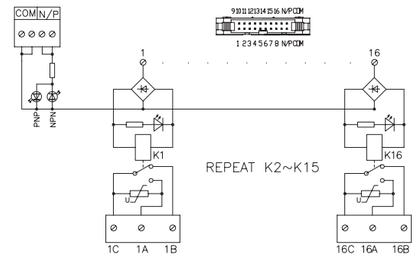


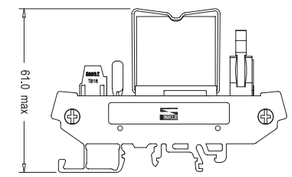


| | | | | | |
|---|---|---|---|---|---|
| 接口板订货规格 | **RM024D-1C16C-6AM** | 输出额定电压/电流 | 250VAC / 16A | 电源指示灯 | LED / Green |
| 系统电缆订货规格 | **N/A** | 输出接点结构 | 1C | 信号标示灯 | LED / RED |
| 继电器规格 | G2R-1-E 24VDC/OMRON | 输出加突波吸收 | 突波 | 输入端接口/使用线径 | IDC 20P Socket/22-14AWG |
| 产品功能 | 通用标准 / DO Realy | 输出COM点加跳线 | N/A | 输出端接口/使用线径 | 24-12AWG |
| 输入额定电压 | 24VDC | 通道数 | 16 | 外型尺寸 mm (L*W*H) | 248*87*61 |
| 输入电平N/P | N/P | 端子台形式 | 欧式 | 工作温度 | -20~+55℃ |
| 输入连接形式 | 端子台+牛角 | 输入电流 Max（单通道） | 26mA | 熔断丝 | N/A |

## RM024D-1C32C-3AM



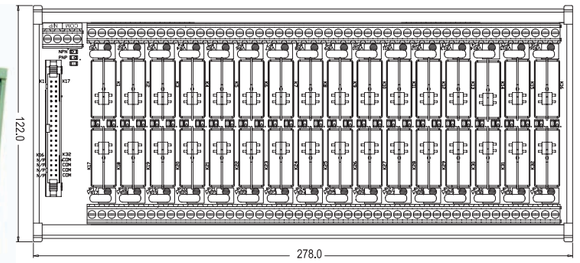


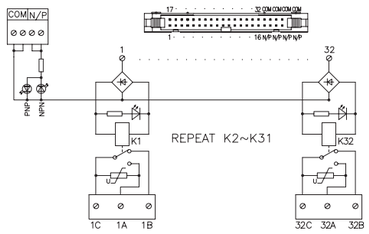


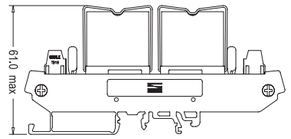


| | | | | | |
|---|---|---|---|---|---|
| 接口板订货规格 | **RM024D-1C32C-3AM** | 输出额定电压/电流 | 250VAC / 16A | 电源指示灯 | LED / Green |
| 系统电流订货规格 | **N/A** | 输出接点结构 | 1C | 信号标示灯 | LED / RED |
| 继电器规格 | G2R-1-E 24VDC/OMRON | 输出加突波吸收 | 突波 | 输入端接口/使用线径 | IDC 40P Socket |
| 产品功能 | 通用标准 / DO Realy | 输出COM点加跳线 | N/A | 输出端接口/使用线径 | 22-14AWG |
| 输入额定电压 | 24VDC | 通道数 | 32 | 外型尺寸 mm (L*W*H) | 278*122*61 |
| 输入电平N/P | N/P | 端子台形式 | 欧式 | 工作温度 | -20~+55℃ |
| 输入连接形式 | 牛角 | 输入电流 Max（单通道） | 26mA | 熔断丝 | N/A |

## RM024D-1C04C-2BM



跳接线1x4pcs

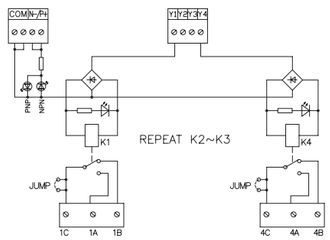


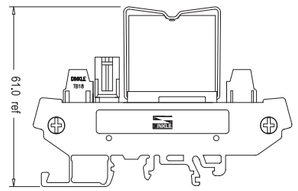


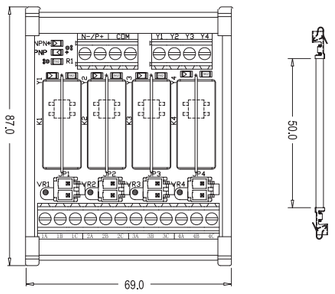


| | | | | | |
|---|---|---|---|---|---|
| **接口板订货规格** | **RM024D-1C04C-2BM** | **输出额定电压/电流** | 250VAC / 16A | **电源指示灯** | LED / Green |
| **系统电缆订货规格** | **N/A** | **输出接点结构** | 1C | **信号标示灯** | LED / RED |
| **继电器规格** | G2R-1-E 24VDC/OMRON | **输出加突波吸收** | N/A | **输入端接口/使用线径** | 24-12AWG |
| **产品功能** | 通用标准 / DO Realy | **输出COM点加跳线** | 跳线 | **输出端接口/使用线径** | 24-12AWG |
| **输入额定电压** | 24VDC | **通道数** | 4 | **外型尺寸 mm (L*W*H)** | 69*87*61 |
| **输入电平N/P** | N/P | **端子台形式** | 欧式 | **工作温度** | -20~+55℃ |
| **输入连接形式** | 端子台 | **输出电流 Max（单通道）** | 26mA | **熔断丝** | N/A |

## RM024D-1C06C-2BM



跳接线1x6pcs

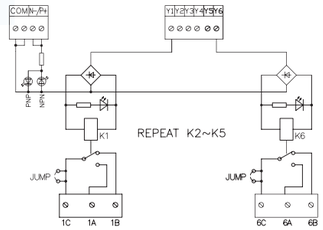


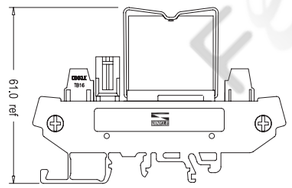


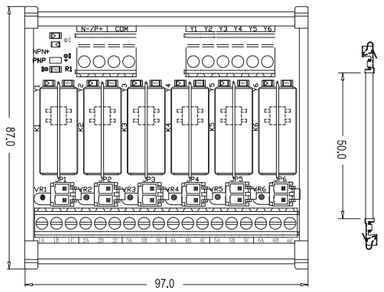


| | | | | | |
|---|---|---|---|---|---|
| **接口板订货规格** | **RM024D-1C06C-2BM** | **输出额定电压/电流** | 250VAC / 16A | **电源指示灯** | LED / Green |
| **系统电缆订货规格** | **N/A** | **输出接点结构** | 1C | **信号标示灯** | LED / RED |
| **继电器规格** | G2R-1-E 24VDC/OMRON | **输出加突波吸收** | N/A | **输入端接口/使用线径** | 24-12AWG |
| **产品功能** | 通用标准 / DO Realy | **输出COM点加跳线** | 跳线 | **输出端接口/使用线径** | 24-12AWG |
| **输入额定电压** | 24VDC | **通道数** | 6 | **外型尺寸 mm (L*W*H)** | 97*87*61 |
| **输入电平N/P** | N/P | **端子台形式** | 欧式 | **工作温度** | -20~+55℃ |
| **输入连接形式** | 端子台 | **输出电流 Max（单通道）** | 26mA | **熔断丝** | N/A |





## RM024D-1C08C-6BM





跳接线1x8pcs

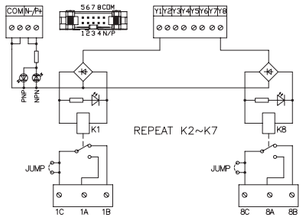


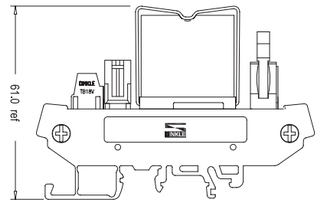


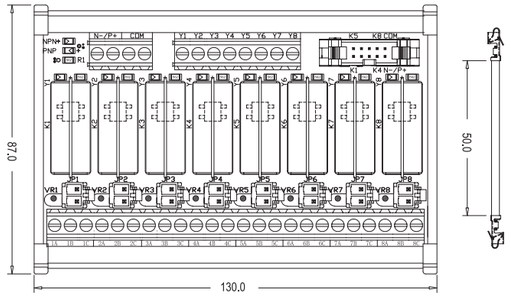


| | | | | | |
|---|---|---|---|---|---|
| **接口板订货规格** | **RM024D-1C08C-6BM** | **输出额定电压/电流** | 250VAC / 16A | **电源指示灯** | LED / Green |
| **系统电缆订货规格** | **N/A** | **输出接点结构** | 1C | **信号标示灯** | LED / RED |
| **继电器规格** | G2R-1-E 24VDC/OMRON | **输出加突波吸收** | N/A | **输入端接口/使用线径** | IDC 10P Socket/22-14AWG |
| **产品功能** | 通用标准 / DO Realy | **输出COM点加跳线** | 跳线 | **输出端接口/使用线径** | 22-14AWG |
| **输入额定电压** | 24VDC | **通道数** | 8 | **外型尺寸 mm (L*W*H)** | 130*87*61 |
| **输入电平N/P** | N/P | **端子台形式** | 欧式 | **工作温度** | -20~+55℃ |
| **输入连接形式** | 端子台+牛角 | **输出电流 Max（单通道）** | 26mA | **熔断丝** | N/A |

## RM024D-1C12C-6BM





跳接线1x12pcs

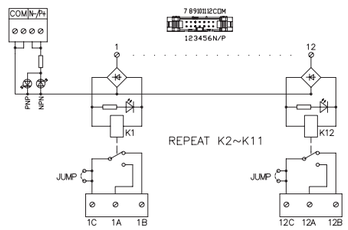


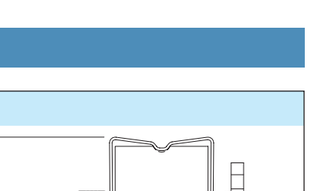


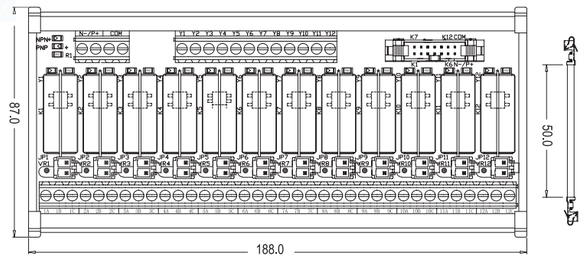


| | | | | | |
|---|---|---|---|---|---|
| **接口板订货规格** | **RM024D-1C12C-6BM** | **输出额定电压/电流** | 250VAC / 16A | **电源指示灯** | LED / Green |
| **系统电缆订货规格** | **N/A** | **输出接点结构** | 1C | **信号标示灯** | LED / RED |
| **继电器规格** | G2R-1-E 24VDC/OMRON | **输出加突波吸收** | N/A | **输入端接口/使用线径** | IDC 14P Socket/22-14AWG |
| **产品功能** | 通用标准 / DO Realy | **输出COM点加跳线** | 跳线 | **输出端接口/使用线径** | 22-14AWG |
| **输入额定电压** | 24VDC | **通道数** | 12 | **外型尺寸 mm (L*W*H)** | 188*87*61 |
| **输入电平N/P** | N/P | **端子台形式** | 欧式 | **工作温度** | -20~+55℃ |
| **输入连接形式** | 端子台+牛角 | **输出电流 Max（单通道）** | 26mA | **熔断丝** | N/A |

## RM024D-1C16C-6BM



跳接线1x16pcs

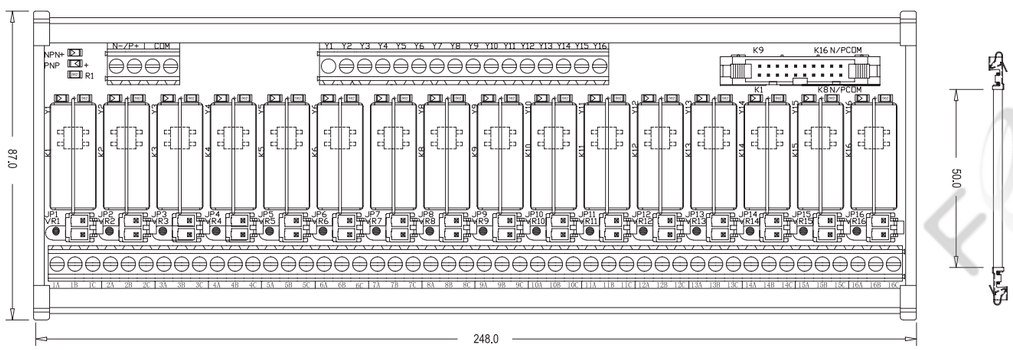


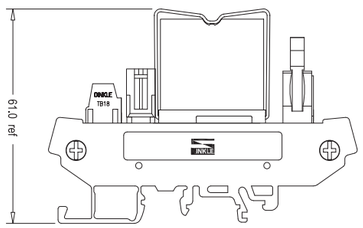


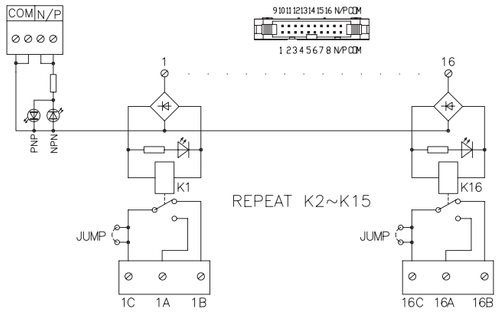


| | | | | | |
|---|---|---|---|---|---|
| **接口板订货规格** | **RM024D-1C16C-6BM** | **输出额定电压/电流** | 250VAC / 16A | **电源指示灯** | LED / Green |
| **系统电缆订货规格** | **N/A** | **输出接点结构** | 1C | **信号标示灯** | LED / RED |
| **继电器规格** | G2R-1-E 24VDC/OMRON | **输出加突波吸收** | N/A | **输入端接口/使用线径** | IDC 20P Socket/22-14AWG |
| **产品功能** | 通用标准 / DO Realy | **输出COM点加跳线** | 跳线 | **输出端接口/使用线径** | 22-14AWG |
| **输入额定电压** | 24VDC | **通道数** | 16 | **外型尺寸 mm (L*W*H)** | 248*87*61 |
| **输入电平N/P** | N/P | **端子台形式** | 欧式 | **工作温度** | -20~+55℃ |
| **输入连接形式** | 端子台+牛角 | **输入电流 Max（单通道）** | 26mA | **熔断丝** | N/A |



继电器接口板 / *Relay Board*

## RM024D-1C32C-3BM



跳接线1x32pcs

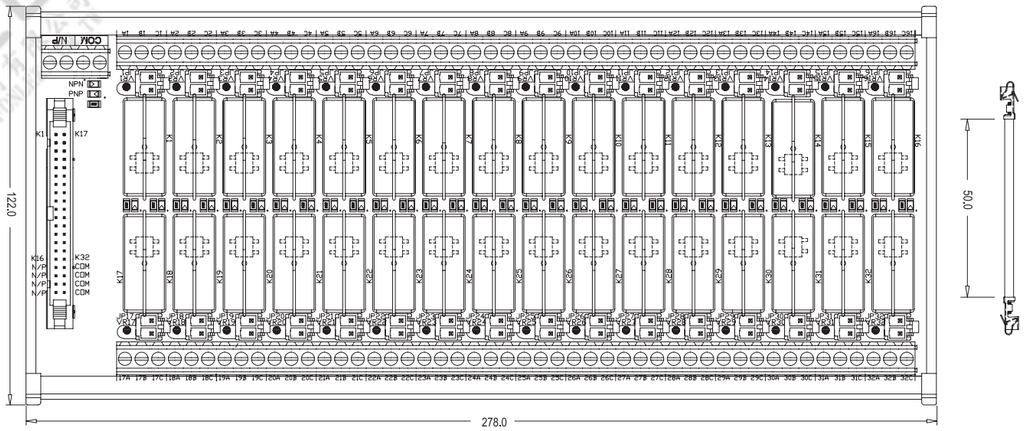


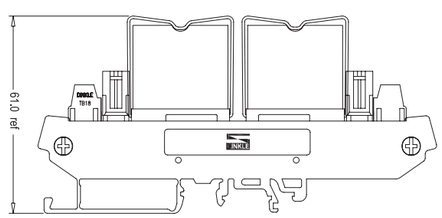


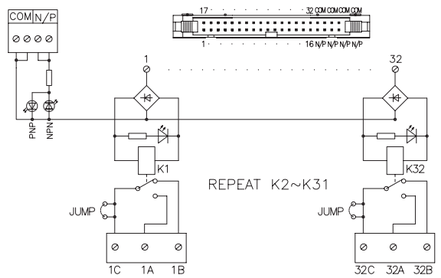


| | | | | | |
|---|---|---|---|---|---|
| **接口板订货规格** | **RM024D-1C32C-3BM** | **输出额定电压/电流** | 250VAC / 16A | **电源指示灯** | LED / Green |
| **系统电缆订货规格** | **N/A** | **输出接点结构** | 1C | **信号标示灯** | LED / RED |
| **继电器规格** | G2R-1-E 24VDC/OMRON | **输出加突波吸收** | N/A | **输入端接口/使用线径** | IDC 40P Socket |
| **产品功能** | 通用标准 / DO Realy | **输出COM点加跳线** | 跳线 | **输出端接口/使用线径** | 22-14AWG |
| **输入额定电压** | 24VDC | **通道数** | 32 | **外型尺寸 mm (L*W*H)** | 278*122*61 |
| **输入电平N/P** | N/P | **端子台形式** | 欧式 | **工作温度** | -20~+55℃ |
| **输入连接形式** | 端子台 | **输入电流 Max（单通道）** | 26mA | **熔断丝** | N/A |

# System Interface

## 系统接口板



町洋的系统接口板，可有效减少现场装配时间，防止极性反接的现象发生，以提供现场安全及作业效率。使用DIN导轨安装式的接口板，可完全取代传统的接线端子与继电器的布线方式，控制侧二端均采用多针式的连接系统进行装配，提高产品可靠性，搭配预制多芯系统电缆，有效与控制系统卡件相连，提高作业便利，为用户快速实现成功。

町洋系统接口板可应用于各厂家之控制器需求，包括ABB、YOGOKAWA、HONEYWELL、SIEMENS 等。

### 系统接口板编码原则

**RMI-HC30-16DO-X01**

① ② ③ ④ ⑤ ⑥

① 系统接口代码
- RMI = 继电器接口板
- TMI = 转接/分配接口

② 系统厂商代码
- S = SIEMENS
- H = Honeywell
- Y = YOKOGAWA
- A = ABB

③ 控制器代码
- C300 = C30
- CS3000 = CS3
- S800 = S80
- S7-300 = 703
- S7-1200 = 712
- 自定义 = A100

④ 通道数

⑤ 信号种类

⑥ 冗余

## SIEMENS S7–300 系统接口板选型表

| S7-300 I/O Module | | Dinkle's P/N and Description | | | Cable | PAGE |
|---|---|---|---|---|---|---|
| | | Terminal Board | Relay Board | Description | | |
| Digital Input | 6ES7321–1BH02–0AA0 | TMI–S703–16DI–001 | | 16DI directly | WHD25R18–001/XX | 48 |
| | | | RMI–S703–16DI–X01 | 16DI relay fuse LED WET/DRY redundant | WHD25R20–001/XX | 56 |
| | 6ES7326–1BK01–0AB0 | | RMI–S703–24DI–X01 | 24DI relay fuse LED WET/DRY redundant | WHD50R32–002/XX | 57 |
| | 6ES7326–1BK02–0AB0 | | RMI–S703–24DI–X01 | 24DI relay fuse LED WET/DRY redundant | WHD50R32–002/XX | 57 |
| | 6ES7321–1BL00–0AA0 | TMI–S703–32DI–X01 | | 32DI directly fuse LED redundant | WHD50R36–001/XX | 49 |
| | | | RMI–S703–32DI–X01 | 32DI micro relay fuse LED WET/DRY redundant | WHD50R36–001/XX | 58 |
| | | | RMI–S703–32DI–X02 | 32DI relay fuse LED WET/DRY redundant | WHD50R36–001/XX | 59 |
| | 6ES7331–7BH01–0AB0 | | RMI–S703–16DI–X01 | 16DI relay fuse LED WET/DRY redundant | WHD25R20–001/XX | 56 |
| Digital Output | 6ES7322–1BF01–0AA0 | | RMI–S703–08DO–X01 | 08DO relay fuse LED NO/NC WET/DRY redundant | WHD25R16–001/XX | 60 |
| | 6ES7322–1BH01–0AA0 | TMI–S703–16DO–001 | | 08DO directly | WHD25R24–002/XX | 50 |
| | | | RMI–S703–16DO–001 | 16DO relay fuse LED NO/NC WET/DRY | WHD25R24–002/XX | 61 |
| | 6ES7322–8BH01–0AB0 | | RMI–S703–16DO–X01 | 16DO relay fuse LED NO/NC WET/DRY redundant | WHD50R32–001/XX | 62 |
| | 6ES7322–1BL00–0AA0 | | RMI–S703–32DO–X01 | 32DO micro relay fuse LED NO/NC WET/DRY redundant | WHD50R48–001/XX | 63 |
| | | | RMI–S703–32DO–X02 | 32DO relay fuse LED NO/NC WET/DRY redundant | WHD50R48–001/XX | 64 |
| Analog Input | 6ES7331–7KF02–0AB0 | TMI–S703–08AI–X03 | | 08AI directly fuse LED redundant | WHD25R20–001/XX | 50 |
| | | TMI–S703–16AI–001 | | 2*08AI directly | WHD25R20–001/XX | 51 |
| | | TMI–S703–08AI–X01 | | 08AI I/V conversion fuse LED redundant | WHD25R20–001/XX | 52 |
| | 6ES7331–7NF00–0AB0 | TMI–S703–08AI–X03 | | 08AI directly fuse LED redundant | WHD25R20–001/XX | 50 |
| | | TMI–S703–16AI–001 | | 2*08AI directly | WHD25R20–001/XX | 51 |
| | | TMI–S703–08AI–001 | | 08AI directly fuse LED | WHD25R20–001/XX | 51 |
| | | TMI–S703–08AI–X01 | | 08AI I/V conversion fuse LED redundant | WHD25R20–001/XX | 52 |
| | 6ES7331–7TF01–0AB0 | TMI–S703–08AI–X03 | | 08AI directly fuse LED redundant | WHD25R20–001/XX | 50 |
| | | TMI–S703–16AI–001 | | 2*08AI directly | WHD25R20–001/XX | 51 |
| | | TMI–S703–08AI–001 | | 08AI directly fuse LED | WHD25R20–001/XX | 51 |
| | | TMI–S703–08AI–X02 | | 08AI HART fuse LED redundant | WHD25R20–001/XX | 52 |
| Analog Output | 6ES7332–5HF00–0AB0 | TMI–S703–08AO–X01 | | 08AO HART redundant | WHD25R22–001/XX | 53 |
| | | TMI–S703–16AO–001 | | 2*08AO directly | WHD25R22–001/XX | 53 |
| | 6ES7332–8TF01–0AB0 | TMI–S703–08AO–X01 | | 08AO HART redundant | WHD25R22–001/XX | 53 |
| | | TMI–S703–16AO–001 | | 2*08AO directly | WHD25R22–001/XX | 53 |
| Functional | 6ES7331–7PF01–0AB0 | TMI–S703–08RT–001 | | 08RTD directly | WHD50R40–001/XX | 54 |
| | 6ES7331–7PF11–0AB0 | TMI–S703–08TC–001 | | 08TC directly | WHD25R24–001/XX] | 54 |
| | Power Distribution Boar | TMI–S703–10PD–001 | | 10CH glass fuse | | 55 |
| | | TMI–S703–10PD–002 | | 10CH micro fuse | | 55 |

## Honeywell C300 系统接口板选型表

| C300 IOTAs | | Dinkle's P/N and Description | | | Cable | PAGE |
|---|---|---|---|---|---|---|
| | | Terminal Board | Relay Board | Description | | |
| Digital Input | CC–TDIL01/11 | | RMI–HC30–16DI–001 | 16DI relay fuse LED WET/DRY | DK–3914–DXX–RM–DIO | 66 |
| Digital Output | CC–TDOB01/11 | | RMI–HC30–16DO–001 | 16DO relay fuse LED NO WET/DRY | DK–3914–DXX–RM–DIO | 65 |
| Digital Output | CC–TDOB01/11 | | RMI–HC30–16DO–002 | 16DO relay fuse LED NO/NC WET/DRY , 1 more common close | DK–3914–DXX–RM–DIO | 66 |
| Analog Input | CC–TAIX01/11 | TMI–HC30–16AI–001 | | 1A Fuse Fast Micro Fuse for Per channel, 25P | | 68 |
| AIO/DIO | CC–TDIL/TDOB 01/11 | TMI–HC30–16XX–001 | | 1A Fuse Fast Micro Fuse for Per channel, 37P | DK–3914–DXX–RM–DIO | 68 |
| | CC–TAIL/TAOB 01/11 | | | | | |

## Honeywell C300 预置电缆选型表（With MTL & P+F）

| C300 IOTAs & MTL/P+F | | Dinkle Preset cables | Description | PAGE |
|---|---|---|---|---|
| Digital Input | CC–TDIL01/11 | DK–1963–AXX–30 | 32P preseted TB in IOTA, flying cable in filed for DI | 86 |
| Digital Output | CC–TDOB01/11 | DK–1987–BXX–4F–30 | 32P + 4P preseted TB in IOTA, flying cable in filed for DO | 86 |
| DIO | CC–TDIL/TDOB 01/11 | DK–3892–CXX–3S | 32P Preseted TB in IOTA, 37C Dsub*2 sets in filed for DIO | 87 |
| DIO | CC–TDIL/TDOB 01/11 | DK–3914–DXX–RM–DIO | 32P Preseted TB in IOTA, 37C Dsub in filed for DIO | 87 |
| Analog Output | CC–TAOX01/11 | CABDYNC300AO–XX | 32P Preseted TB in IOTA, 20P connector in filed for MTL FTA | 88 |
| Analog Input | CC–TAIX01/11 | CABDYNC300AI–XX | 16P+4P Preseted TB in IOTA, 20P connector in filed for MTL FTA | 88 |
| Digital Input | CC–TDIL01/11 | CABDYNC300DI–XX | 16P Preseted TB in IOTA, 20P connector in filed for MTL FTA | 89 |
| AIO/DIO | CC–TDIL/TDOB 01/11 | K021–A006/XX | 32P Preseted TB in IOTA, 37C Dsub in filed for P+F Board | 89 |
| AIO/DIO | CC–TDIL/TDOB 01/11 | A101–0052/XX | 37C Dsub in IOTA，37C Dsub*2 set in filed for P+F Board | 90 |



## 系统接口板 / *System Interface*

### TMI-S703-16DI-001

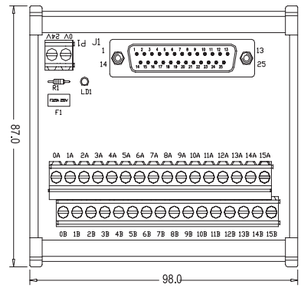


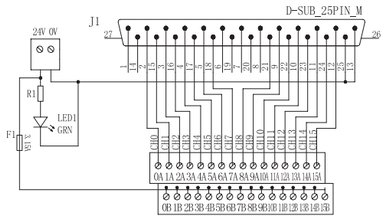


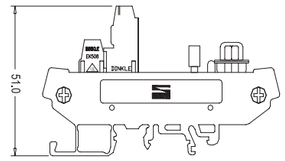


| | | | |
|---|---|---|---|
| 适用控制器 | SIEMENS S7-300 | 信号标示灯 | N/A |
| 接口板订货规格 | TMI-S703-16DI-001 | 输入端接口/使用线径 | D-sub 25p male |
| 系统电缆订货规格 | N/A | 输出端接口/使用线径外型 | 24-12AWG/0.5-2.5mm² |
| 继电器规格 | N/A | 尺寸 mm (L*W*H) | 98*87*51 |
| 产品功能 | DI board | 工作温度 | -20~+85℃ |
| 额定电压 | 24VDC | 熔断丝 | CXPF030150 |
| 额定电流 | 3.15A | 熔断丝 | N/A |
| 输入电流 Max (单通道) | N/A | 跨接片 | N/A |
| 电源指示灯 | LED/Green | 防尘盖 | N/A |

Pin Assignment

| Channel | D-sub | Field Terminal |
|---|---|---|
| CH0 | 2 | 0A 0B |
| CH1 | 15 | 1A 1B |
| CH2 | 3 | 2A 2B |
| CH3 | 16 | 3A 3B |
| CH4 | 4 | 4A 4B |
| CH5 | 17 | 5A 5B |
| CH6 | 5 | 6A 6B |
| CH7 | 18 | 7A 7B |
| CH8 | 21 | 8A 8B |
| CH9 | 9 | 9A 9B |
| CH10 | 22 | 10A 10B |
| CH11 | 10 | 11A 11B |
| CH12 | 23 | 12A 12B |
| CH13 | 11 | 13A 13B |
| CH14 | 24 | 14A 14B |
| CH15 | 12 | 15A 15B |
| 0V | 13 25 | |

### TMI-S703-32DI-X01



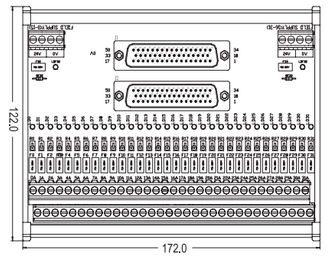


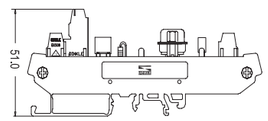


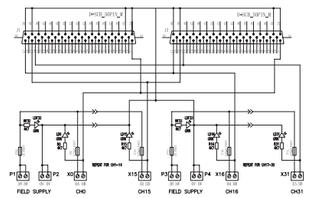


| | | | |
|---|---|---|---|
| 适用控制器 | SIEMENS S7-300 | 信号标示灯 | LED/Green |
| 接口板订货规格 | TMI-S703-32DI-X01 | 输入端接口/使用线径 | D-sub 50p male |
| 系统电缆订货规格 | N/A | 输出端接口/使用线径外型 | 24-12AWG/0.5-2.5mm² |
| 继电器规格 | N/A | 尺寸 mm (L*W*H) | 172*122*51 |
| 产品功能 | DI board | 工作温度 | -20~+85℃ |
| 额定电压 | 24VDC | 熔断丝 | CXPF25M100 |
| 额定电流 | 1A | 熔断丝 | CXPF010110 |
| 输入电流 Max (单通道) | 250mA | 跨接片 | N/A |
| 电源指示灯 | LED/Green | 防尘盖 | N/A |

Pin Assignment

| Channel | D-SUB | Field Terminal |
|---|---|---|
| CH0 | 1 | 0A 0B |
| CH1 | 2 | 1A 1B |
| CH2 | 3 | 2A 2B |
| CH3 | 4 | 3A 3B |
| CH4 | 5 | 4A 4B |
| CH5 | 6 | 5A 5B |
| CH6 | 7 | 6A 6B |
| CH7 | 8 | 7A 7B |
| CH8 | 9 | 8A 8B |
| CH9 | 10 | 9A 9B |
| CH10 | 11 | 10A 10B |
| CH11 | 12 | 11A 11B |
| CH12 | 13 | 12A 12B |
| CH13 | 14 | 13A 13B |
| CH14 | 15 | 14A 14B |
| CH15 | 16 | 15A 15B |
| CH16 | 17 | 16A 16B |
| CH17 | 18 | 17A 17B |
| CH18 | 19 | 18A 18B |
| CH19 | 20 | 19A 19B |
| CH20 | 21 | 20A 20B |
| CH21 | 22 | 21A 21B |
| CH22 | 23 | 22A 22B |
| CH23 | 24 | 23A 23B |
| CH24 | 25 | 24A 24B |
| CH25 | 26 | 25A 25B |
| CH26 | 27 | 26A 26B |
| CH27 | 28 | 27A 27B |
| CH28 | 29 | 28A 28B |
| CH29 | 30 | 29A 29B |
| CH30 | 31 | 30A 30B |
| CH31 | 32 | 31A 31B |
| 0V | 34，35<br>49，50 | |

系统接口板

## TMI-S703-16DO-001

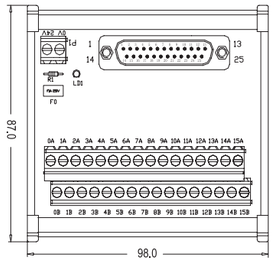


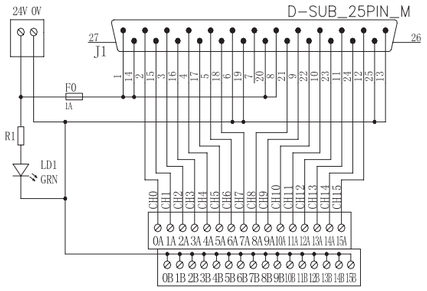


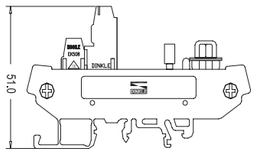


Pin Assignment

| Channel | D-SUB | Field Terminal |
|---|---|---|
| CH0 | 2 | 0A 0B |
| CH1 | 15 | 1A 1B |
| CH2 | 3 | 2A 2B |
| CH3 | 16 | 3A 3B |
| CH4 | 4 | 4A 4B |
| CH5 | 17 | 5A 5B |
| CH6 | 5 | 6A 6B |
| CH7 | 18 | 7A 7B |
| CH8 | 21 | 8A 8B |
| CH9 | 9 | 9A 9B |
| CH10 | 22 | 10A 10B |
| CH11 | 10 | 11A 11B |
| CH12 | 23 | 12A 12B |
| CH13 | 11 | 13A 13B |
| CH14 | 24 | 14A 14B |
| CH15 | 12 | 15A 15B |
| 0V | 6 19 13 25 | |
| 24V | 1 14<br>8 20 | |

| | | | |
|---|---|---|---|
| **适用控制器** | **SIEMENS S7-300** | **信号标示灯** | N/A |
| **接口板订货规格** | **TMI-S703-16DO-001** | **输入端接口/使用线径** | D-sub 25p male |
| **系统电缆订货规格** | **N/A** | **输出端接口/使用线径外型** | 24-12AWG/0.5-2.5mm$^2$ |
| **继电器规格** | N/A | **尺寸 mm (L*W*H)** | 98*87*51 |
| **产品功能** | DO board | **工作温度** | -20~+85℃ |
| **额定电压** | 24VDC | **熔断丝** | CXPF010110 |
| **额定电流** | 1A | **熔断丝** | N/A |
| **输入电流 Max (单通道)** | N/A | **跨接片** | N/A |
| **电源指示灯** | LED/Green | **防尘盖** | N/A |

## TMI-S703-08AI-X03



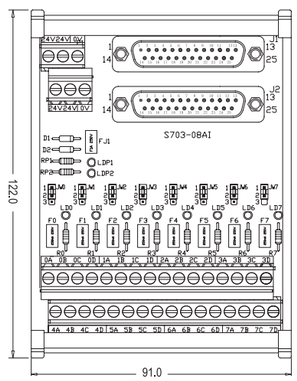


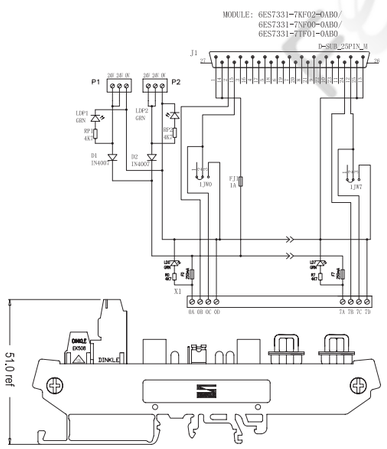


I/0 Pin Assignment

| Channel | D-SUB | Field Terminal |
|---|---|---|
| CH0 | 2, 15 | 0A 0B 0C 0D |
| CH1 | 3, 16 | 1A 1B 1C 1D |
| CH2 | 4, 17 | 2A 2B 2C 2D |
| CH3 | 5, 18 | 3A 3B 3C 3D |
| CH4 | 21, 9 | 4A 4B 4C 4D |
| CH5 | 22, 10 | 5A 5B 5C 5D |
| CH6 | 23, 11 | 6A 6B 6C 6D |
| CH7 | 24, 12 | 7A 7B 7C 7D |
| 0V | 13, 25 | |
| 24V | 1, 14 | |

| | | | |
|---|---|---|---|
| **适用控制器** | **SIEMENS S7-300** | **信号标示灯** | LED/Green |
| **接口板订货规格** | **TMI-S703-08AI-X03** | **输入端接口/使用线径** | D-sub 25p male |
| **系统电缆订货规格** | **N/A** | **输出端接口/使用线径外型** | 24-12AWG/0.5-2.5mm$^2$ |
| **继电器规格** | N/A | **尺寸 mm (L*W*H)** | 91*122*51 |
| **产品功能** | AI board | **工作温度** | -20~+85℃ |
| **额定电压** | 24VDC | **熔断丝** | CXPF010110 |
| **额定电流** | 1A | **熔断丝** | CXPF25M100 |
| **输入电流 Max (单通道)** | 250mA | **跨接片** | CNPJ000100 |
| **电源指示灯** | LED/Green | **防尘盖** | N/A |



系统接口板 / *System Interface*

## TMI-S703-16AI-001



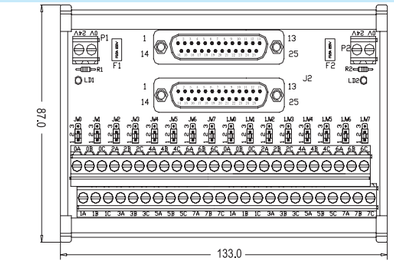


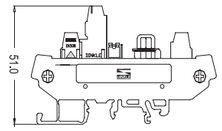


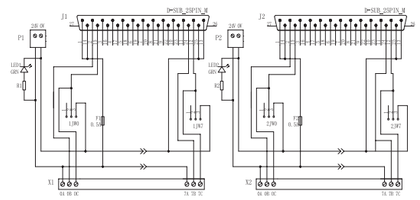

Pin Assignment

| Channel | D-SUB | Field Terminal |
|---|---|---|
| CH0 | 2, 15 | 0A 0B 0C |
| CH1 | 3, 16 | 1A 1B 1C |
| CH2 | 4, 17 | 2A 2B 2C |
| CH3 | 5, 18 | 3A 3B 3C |
| CH4 | 21, 9 | 4A 4B 4C |
| CH5 | 22, 10 | 5A 5B 5C |
| CH6 | 23, 11 | 6A 6B 6C |
| CH7 | 24, 12 | 7A 7B 7C |
| 0V | 13, 25 | |
| 24V | 1, 14 | |

| | | | |
|---|---|---|---|
| **适用控制器** | **SIEMENS S7-300** | **信号标示灯** | N/A |
| **接口板订货规格** | **TMI-S703-16AI-001** | **输入端接口/使用线径** | D-sub 25p male |
| **系统电缆订货规格** | **N/A** | **输出端接口/使用线径外型** | 24-12AWG/0.5-2.5mm$^2$ |
| **继电器规格** | N/A | **尺寸 mm (L*W*H)** | 133*87*51 |
| **产品功能** | AI board | **工作温度** | -20~+85℃ |
| **额定电压** | 24VDC | **熔断丝** | CXPF50M180 |
| **额定电流** | 0.5A | **熔断丝** | N/A |
| **输入电流 Max (单通道)** | N/A | **跨接片** | CNPJ000100 |
| **电源指示灯** | LED/Green | **防尘盖** | N/A |

## TMI-S703-08AI-001



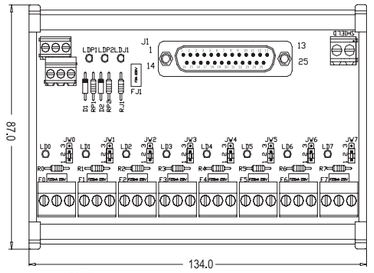


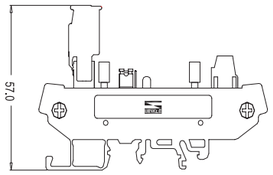


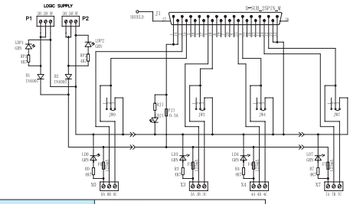

Pin Assignment

| Channel | D-SUB | Field Terminal |
|---|---|---|
| CH0 | 2, 15 | 0A 0B 0C |
| CH1 | 3, 16 | 1A 1B 1C |
| CH2 | 4, 17 | 2A 2B 2C |
| CH3 | 5, 18 | 3A 3B 3C |
| CH4 | 21, 9 | 4A 4B 4C |
| CH5 | 22, 10 | 5A 5B 5C |
| CH6 | 23, 11 | 6A 6B 6C |
| CH7 | 24, 12 | 7A 7B 7C |
| 0V | 13, 25 | |
| 24V | 1, 14 | |

| | | | |
|---|---|---|---|
| **适用控制器** | **SIEMENS S7-300** | **信号标示灯** | LED/Green |
| **接口板订货规格** | **TMI-S703-08AI-001** | **输入端接口/使用线径** | D-sub 25p male |
| **系统电缆订货规格** | **N/A** | **输出端接口/使用线径外型** | 30-12AWG/0.2-2.5mm$^2$ |
| **继电器规格** | N/A | **尺寸 mm (L*W*H)** | 134*87*57 |
| **产品功能** | AI board | **工作温度** | -20~+85℃ |
| **额定电压** | 24VDC | **熔断丝** | CXPF010110 |
| **额定电流** | 1A | **熔断丝** | CXPF12M250 |
| **输入电流 Max (单通道)** | 125mA | **跨接片** | CNPJ000100 |
| **电源指示灯** | LED/Green | **防尘盖** | N/A |

## TMI-S703-08AI-X01



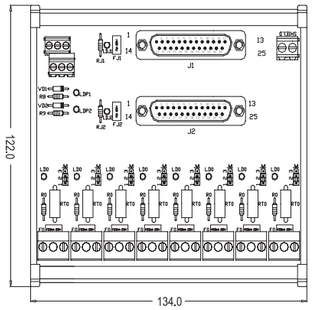


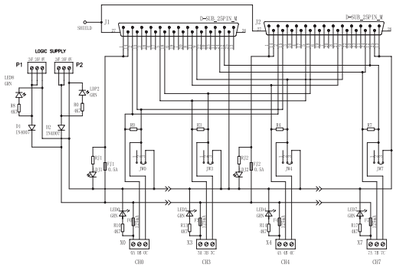


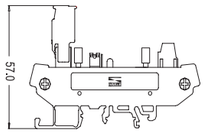


| | | | |
|---|---|---|---|
| 适用控制器 | SIEMENS S7-300 | 信号标示灯 | LED/Green |
| 接口板订货规格 | TMI-S703-08AI-X01 | 输入端接口/使用线径 | D-sub 25p male |
| 系统电缆订货规格 | N/A | 输出端接口/使用线径外型 | 30-12AWG/0.2-2.5mm$^2$ |
| 继电器规格 | N/A | 尺寸 mm (L*W*H) | 134*122*57 |
| 产品功能 | AI board | 工作温度 | -20~+85℃ |
| 额定电压 | 24VDC | 熔断丝 | CXPF010110 |
| 额定电流 | 1A | 熔断丝 | CXPF12M250 |
| 输入电流 Max (单通道) | 125mA | 跨接片 | CNPJ000100 |
| 电源指示灯 | LED/Green | 防尘盖 | N/A |

Pin Assignment

| Channel | D-SUB | Field Terminal |
|---|---|---|
| CH0 | 2，15 | 0A 0B 0C |
| CH1 | 3，16 | 1A 1B 1C |
| CH2 | 4，17 | 2A 2B 2C |
| CH3 | 5，18 | 3A 3B 3C |
| CH4 | 21，9 | 4A 4B 4C |
| CH5 | 22，10 | 5A 5B 5C |
| CH6 | 23，11 | 6A 6B 6C |
| CH7 | 24，12 | 7A 7B 7C |
| 0V | 13，25 | |
| 24V | 1，14 | |

## TMI-S703-08AI-X02



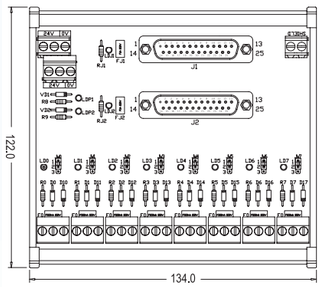


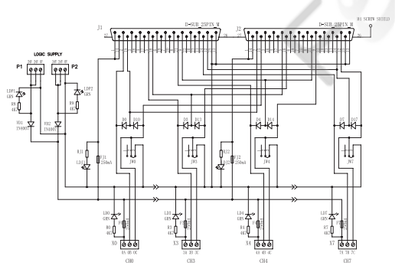


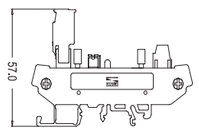


| | | | |
|---|---|---|---|
| 适用控制器 | SIEMENS S7-300 | 信号标示灯 | LED/Green |
| 接口板订货规格 | TMI-S703-08AI-X02 | 输入端接口/使用线径 | D-sub 25p male |
| 系统电缆订货规格 | N/A | 输出端接口/使用线径外型 | 30-12AWG/0.2-2.5mm$^2$ |
| 继电器规格 | N/A | 尺寸 mm (L*W*H) | 134*122*57 |
| 产品功能 | AI board | 工作温度 | -20~+85℃ |
| 额定电压 | 24VDC | 熔断丝 | CXPF010110 |
| 额定电流 | 1A | 熔断丝 | CXPF25M100 |
| 输入电流 Max (单通道) | 250mA | 跨接片 | CNPJ000100 |
| 电源指示灯 | LED/Green | 防尘盖 | N/A |

Pin Assignment

| Channel | D-SUB | Field Terminal |
|---|---|---|
| CH0 | 2，15 | 0A 0B 0C |
| CH1 | 3，16 | 1A 1B 1C |
| CH2 | 4，17 | 2A 2B 2C |
| CH3 | 5，18 | 3A 3B 3C |
| CH4 | 21，9 | 4A 4B 4C |
| CH5 | 22，10 | 5A 5B 5C |
| CH6 | 23，11 | 6A 6B 6C |
| CH7 | 24，12 | 7A 7B 7C |
| 0V | 13，25 | |
| 24V | 1，14 | |



系统接口板 / *System Interface*

## TMI-S703-08AO-X01



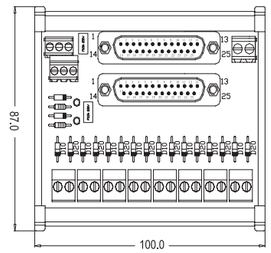


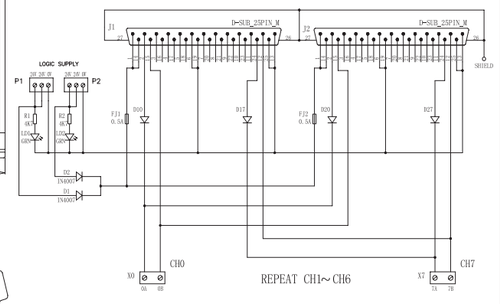


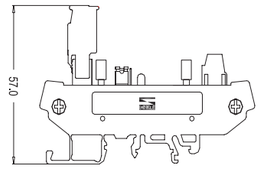


| | | | |
|---|---|---|---|
| 适用控制器 | SIEMENS S7-300 | 信号标示灯 | N/A |
| 接口板订货规格 | TMI-S703-08AO-X01 | 输入端接口/使用线径 | D-sub 25p male |
| 系统电缆订货规格 | N/A | 输出端接口/使用线径外型 | 30-12AWG/0.2-2.5mm$^2$ |
| 继电器规格 | N/A | 尺寸 mm (L*W*H) | 100*87*57 |
| 产品功能 | AO board | 工作温度 | -20~+85℃ |
| 额定电压 | 24VDC | 熔断丝 | CXPF50M180 |
| 额定电流 | 0.5A | 熔断丝 | N/A |
| 输入电流 Max (单通道) | N/A | 跨接片 | N/A |
| 电源指示灯 | LED/Green | 防尘盖 | N/A |

Pin Assignment

| Channel | D-SUB | Field Terminal |
|---|---|---|
| CH0 | 2，15 | 0A 0B |
| CH1 | 3，16 | 1A 1B |
| CH2 | 4，17 | 2A 2B |
| CH3 | 5，18 | 3A 3B |
| CH4 | 21，9 | 4A 4B |
| CH5 | 22，10 | 5A 5B |
| CH6 | 23，11 | 6A 6B |
| CH7 | 24，12 | 7A 7B |
| 0V | 6,13,19,25 | |
| 24V | 1，14 | |

## TMI-S703-16AO-001



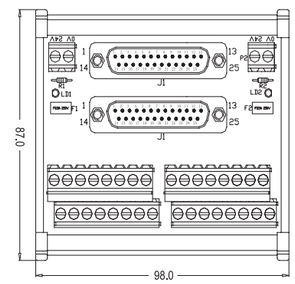


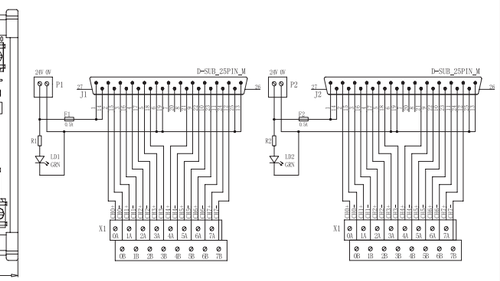


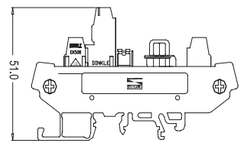


| | | | |
|---|---|---|---|
| 适用控制器 | SIEMENS S7-300 | 信号标示灯 | N/A |
| 接口板订货规格 | TMI-S703-16AO-001 | 输入端接口/使用线径 | D-sub 25p male |
| 系统电缆订货规格 | N/A | 输出端接口/使用线径外型 | 24-12AWG/0.5-2.5mm$^2$ |
| 继电器规格 | N/A | 尺寸 mm (L*W*H) | 98*87*51 |
| 产品功能 | AO board | 工作温度 | -20~+85℃ |
| 额定电压 | 24VDC | 熔断丝 | CXPF50M180 |
| 额定电流 | 0.5A | 熔断丝 | N/A |
| 输入电流 Max (单通道) | N/A | 跨接片 | N/A |
| 电源指示灯 | LED/Green | 防尘盖 | N/A |

Pin Assignment

| Channel | D-SUB | Field Terminal |
|---|---|---|
| CH0 | 2，15 | 0A 0B |
| CH1 | 3，16 | 1A 1B |
| CH2 | 4，17 | 2A 2B |
| CH3 | 5，18 | 3A 3B |
| CH4 | 21，9 | 4A 4B |
| CH5 | 22，10 | 5A 5B |
| CH6 | 23，11 | 6A 6B |
| CH7 | 24，12 | 7A 7B |
| 0V | 6,13,19,25 | |
| 24V | 1，14 | |

## TMI-S703-08RT-001



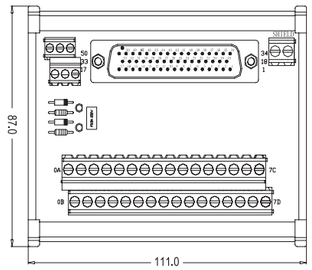


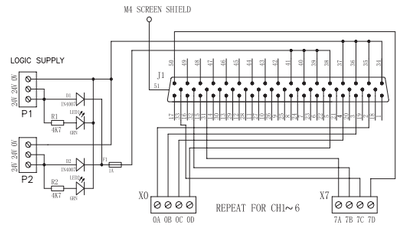


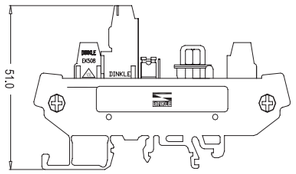


| | | | |
|---|---|---|---|
| 适用控制器 | SIEMENS S7-300 | 信号标示灯 | D-sub 50p male |
| 接口板订货规格 | TMI-S703-08RT-001 | 输入端接口/使用线径 | 24-12AWG/0.5-2.5mm$^2$ |
| 系统电缆订货规格 | N/A | 输出端接口/使用线径外型 | 111*87*51 |
| 继电器规格 | RTD board | 尺寸 mm (L*W*H) | -20~+85℃ |
| 产品功能 | 24VDC | 工作温度 | CXPF010110 |
| 额定电压 | 1A | 熔断丝 | N/A |
| 额定电流 | N/A | 熔断丝 | N/A |
| 输入电流 Max (单通道) | LED/Green | 跨接片 | N/A |
| 电源指示灯 | N/A | 防尘盖 | N/A |

Pin Assignment

| Channel | D-SUB | Field Terminal |
|---|---|---|
| CH0 | 2,3,4,5 | 0A 0B 0C 0D |
| CH1 | 6,7,8,9 | 1A 1B 1C 1D |
| CH2 | 10,11,12,13 | 2A 2B 2C 2D |
| CH3 | 14,15,16,17 | 3A 3B 3C 3D |
| CH4 | 19,20,21,22 | 4A 4B 4C 4D |
| CH5 | 23,24,25,26 | 5A 5B 5C 5D |
| CH6 | 27,28,29,30 | 6A 6B 6C 6D |
| CH7 | 31,32,33,50 | 7A 7B 7C 7D |
| 0V | 34,35,36,37 | |
| 24V | 38,39,40,41 | |

## TMI-S703-08TC-001



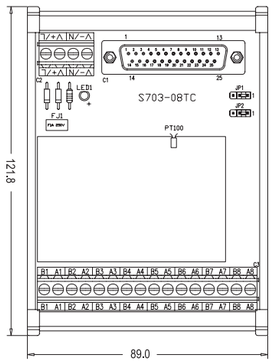


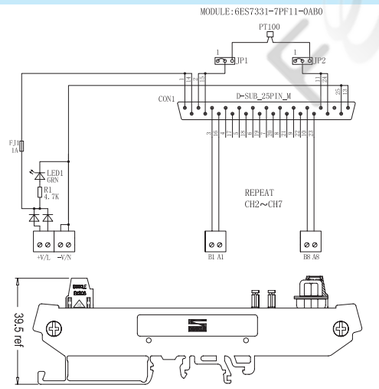


I/O Pin Assignment

| Channel | D-SUB | | Field Terminal | | I/O MODULE | |
|---|---|---|---|---|---|---|
| CH1 | 3 | 16 | B1 | A1 | 7 | 8 |
| CH2 | 4 | 17 | B2 | A2 | 9 | 10 |
| CH3 | 5 | 18 | B3 | A3 | 11 | 12 |
| CH4 | 6 | 19 | B4 | A4 | 13 | 14 |
| CH5 | 7 | 20 | B5 | A5 | 27 | 28 |
| CH6 | 8 | 21 | B6 | A6 | 29 | 30 |
| CH7 | 9 | 22 | B7 | A7 | 31 | 32 |
| CH8 | 10 | 23 | B8 | A8 | 33 | 34 |
| 0V | 13 | 25 | | | 40 | |
| 24V | 1 | 14 | | | 21 | |
| PT100 | 2 | 15 | | | 35 | 37 |
| | 11 | 24 | | | 36 | 38 |

| | | | |
|---|---|---|---|
| 适用控制器 | SIEMENS S7-300 | 信号标示灯 | N/A |
| 接口板订货规格 | TMI-S703-08TC-001 | 输入端接口/使用线径 | D-sub 50p male |
| 系统电缆订货规格 | N/A | 输出端接口/使用线径外型 | 24-12AWG/0.5-2.5mm$^2$ |
| 继电器规格 | N/A | 尺寸 mm (L*W*H) | 89*122*39.5 |
| 产品功能 | TC board | 工作温度 | -20~+85℃ |
| 额定电压 | 24VDC | 熔断丝 | CXPF010110 |
| 额定电流 | 1A | 熔断丝 | N/A |
| 输入电流 Max (单通道) | N/A | 跨接片 | CNPJ000100 |
| 电源指示灯 | LED/Green | 防尘盖 | N/A |





## TMI-S703-10PD-001



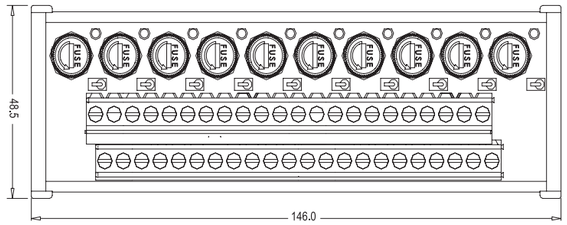


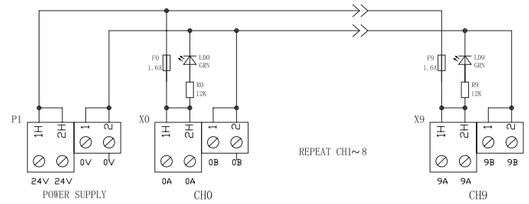


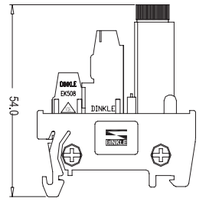


| | | | |
|---|---|---|---|
| 适用控制器 | SIEMENS S7-300 | 信号标示灯 | LED/Green |
| 接口板订货规格 | TMI-S703-10PD-001 | 输入端接口/使用线径 | 24-12AWG/0.5-2.5mm$^2$ |
| 系统电缆订货规格 | N/A | 输出端接口/使用线径外型 | 24-12AWG/0.5-2.5mm$^2$ |
| 继电器规格 | N/A | 尺寸 mm (L*W*H) | 146*48.5*54 |
| 产品功能 | Power Distribution board | 工作温度 | -20~+85℃ |
| 额定电压 | 24VDC | 熔断丝 | CXPF010260 |
| 额定电流 | 20A | 熔断丝 | N/A |
| 输入电流 Max (单通道) | 1.6A | 跨接片 | N/A |
| 电源指示灯 | N/A | 防尘盖 | N/A |

## TMI-S703-10PD-002



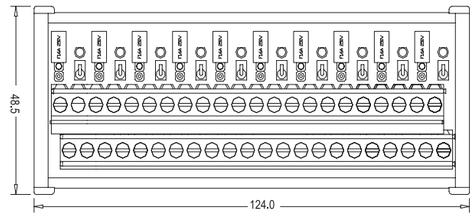


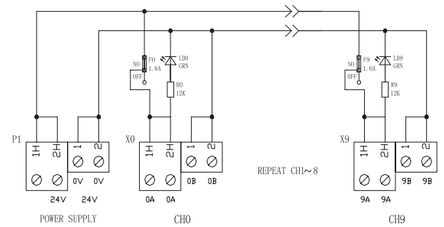


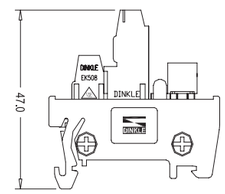


| | | | |
|---|---|---|---|
| 适用控制器 | SIEMENS S7-300 | 信号标示灯 | LED/Green |
| 接口板订货规格 | TMI-S703-10PD-002 | 输入端接口/使用线径 | 24-12AWG/0.5-2.5mm$^2$ |
| 系统电缆订货规格 | N/A | 输出端接口/使用线径外型 | 24-12AWG/0.5-2.5mm$^2$ |
| 继电器规格 | N/A | 尺寸 mm (L*W*H) | 124*48.5*47 |
| 产品功能 | Power Distribution board | 工作温度 | -20~+85℃ |
| 额定电压 | 24VDC | 熔断丝 | CXPF010270 |
| 额定电流 | 20A | 熔断丝 | N/A |
| 输入电流 Max (单通道) | 1.6A | 跨接片 | N/A |
| 电源指示灯 | N/A | 防尘盖 | N/A |

## RMI-S703-16DI-X01



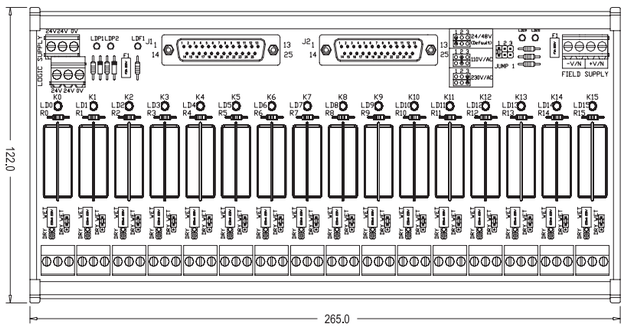


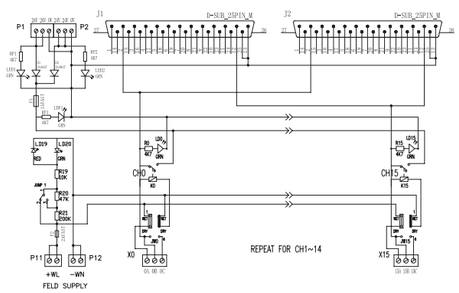


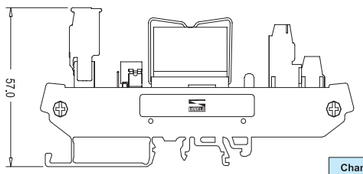


Pin Assignment

| Channel | D-SUB | Field Terminal |
|---|---|---|
| CH0 | 2 | 0A 0B 0C |
| CH1 | 15 | 1A 1B 1C |
| CH2 | 3 | 2A 2B 2C |
| CH3 | 16 | 3A 3B 3C |
| CH4 | 4 | 4A 4B 4C |
| CH5 | 17 | 5A 5B 5C |
| CH6 | 5 | 6A 6B 6C |
| CH7 | 18 | 7A 7B 7C |
| CH8 | 21 | 8A 8B 8C |
| CH9 | 9 | 9A 9B 9C |
| CH10 | 22 | 10A 10B 10C |
| CH11 | 10 | 11A 11B 11C |
| CH12 | 23 | 12A 12B 12C |
| CH13 | 11 | 13A 13B 13C |
| CH14 | 24 | 14A 14B 14C |
| CH15 | 12 | 15A 15B 15C |
| 0V | 13，25 | |
| 24V | 1，14 | |

| | | | |
|---|---|---|---|
| **适用控制器** | **SIEMENS S7-300** | **信号标示灯** | LED/Green |
| **接口板订货规格** | **RMI-S703-16DI-X01** | **输入端接口/使用线径** | 30-12AWG/0.2-2.5mm$^2$ |
| **系统电缆订货规格** | **N/A** | **输出端接口/使用线径** | D-sub 25p male |
| **继电器规格** | G2RL-1-E 24VDC/OMRON | **外型尺寸 mm (L*W*H)** | 265*122*57 |
| **产品功能** | DI Realy | **工作温度** | -20~+55℃ |
| **系统端电压** | 24VDC | **熔断丝** | CXPF25M100 |
| **系统端电流** | 1A | **熔断丝** | CXPF010110 |
| **现场端电压** | 24VDC | **熔断丝** | CXPF020120 |
| **现场端电流** | 2A | **跨接片** | CNPJ000100 |
| **输出电流 Max (单通道)** | N/A | **跨接片** | N/A |
| **输入电流 Max (单通道)** | 250mA | **防尘盖** | N/A |
| **电源指示灯** | LED/Green、Red | | |





## RMI-S703-24DI-X01



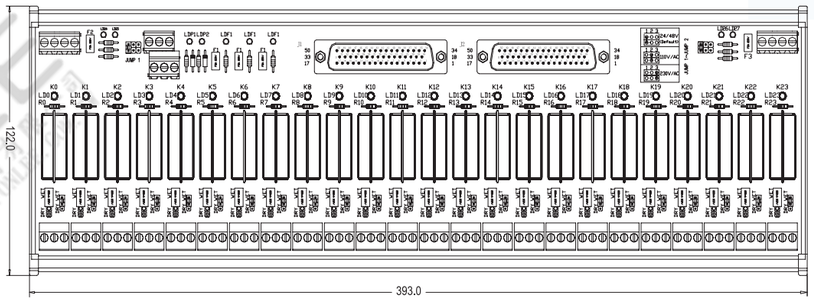


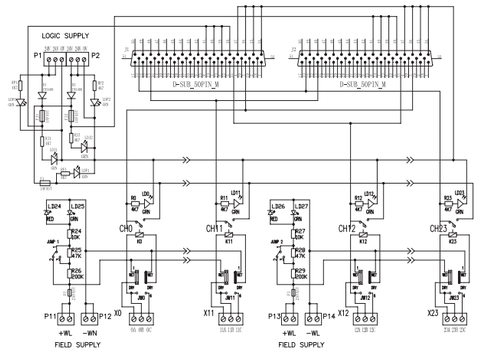


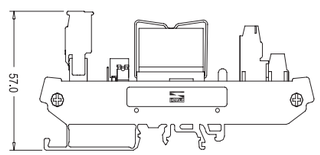


Pin Assignment

| Channel | D-SUB | Field Terminal |
|---|---|---|
| CH0 | 3 | 0A 0B 0C |
| CH1 | 4 | 1A 1B 1C |
| CH2 | 5 | 2A 2B 2C |
| CH3 | 6 | 3A 3B 3C |
| CH4 | 7 | 4A 4B 4C |
| CH5 | 8 | 5A 5B 5C |
| CH6 | 9 | 6A 6B 6C |
| CH7 | 10 | 7A 7B 7C |
| CH8 | 11 | 8A 8B 8C |
| CH9 | 12 | 9A 9B 9C |
| CH10 | 13 | 10A 10B 10C |
| CH11 | 14 | 11A 11B 11C |
| CH12 | 21 | 12A 12B 12C |
| CH13 | 22 | 13A 13B 13C |
| CH14 | 23 | 14A 14B 14C |
| CH15 | 24 | 15A 15B 15C |
| CH16 | 25 | 16A 16B 16C |
| CH17 | 26 | 17A 17B 17C |
| CH18 | 27 | 18A 18B 18C |
| CH19 | 28 | 19A 19B 19C |
| CH20 | 29 | 20A 20B 20C |
| CH21 | 30 | 21A 21B 21C |
| CH22 | 31 | 22A 22B 22C |
| CH23 | 32 | 23A 23B 23C |
| 1L+(24V) | 38，39 | |
| | 40，41 | |
| (0V) | 34，35 | |
| | 36，37 | |
| 2L+(24V) | 38，39 | |
| | 40，41 | |

| | | | |
|---|---|---|---|
| **适用控制器** | **SIEMENS S7-300** | **信号标示灯** | LED/Green |
| **接口板订货规格** | **RMI-S703-24DI-X01** | **输入端接口/使用线径** | 30-12AWG/0.2-2.5mm$^2$ |
| **系统电缆订货规格** | **N/A** | **输出端接口/使用线径** | D-sub 50p male |
| **继电器规格** | G2RL-1-E 24VDC/OMRON | **外型尺寸 mm (L*W*H)** | 393*122*57 |
| **产品功能** | DI Realy | **工作温度** | -20~+55℃ |
| **系统端电压** | 24VDC | **熔断丝** | CXPF25M100 |
| **系统端电流** | 1A | **熔断丝** | CXPF010110 |
| **现场端电压** | 24VDC | **熔断丝** | CXPF020120 |
| **现场端电流** | 2A | **跨接片** | CNPJ000100 |
| **输出电流 Max (单通道)** | N/A | **跨接片** | N/A |
| **输入电流 Max (单通道)** | 250mA | **防尘盖** | N/A |
| **电源指示灯** | LED/Green、Red | | |

系统接口板

## RMI-S703-32DI-X01



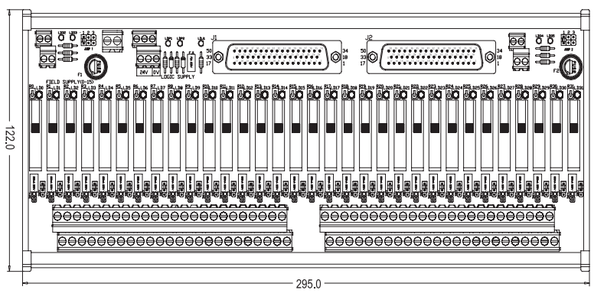


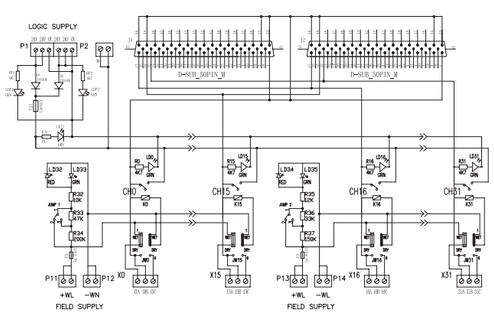


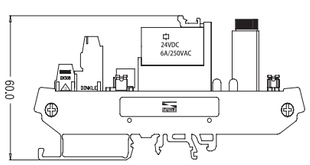


D_Sub Connector Pin Assignment

| Channel | D-SUB | Field Terminal |
|---|---|---|
| CH0 | 1 | 0A 0B 0C |
| CH1 | 2 | 1A 1B 1C |
| CH2 | 3 | 2A 2B 2C |
| CH3 | 4 | 3A 3B 3C |
| CH4 | 5 | 4A 4B 4C |
| CH5 | 6 | 5A 5B 5C |
| CH6 | 7 | 6A 6B 6C |
| CH7 | 8 | 7A 7B 7C |
| CH8 | 9 | 8A 8B 8C |
| CH9 | 10 | 9A 9B 9C |
| CH10 | 11 | 10A 10B 10C |
| CH11 | 12 | 11A 11B 11C |
| CH12 | 13 | 12A 12B 12C |
| CH13 | 14 | 13A 13B 13C |
| CH14 | 15 | 14A 14B 14C |
| CH15 | 16 | 15A 15B 15C |
| CH16 | 17 | 16A 16B 16C |
| CH17 | 18 | 17A 17B 17C |
| CH18 | 19 | 18A 18B 18C |
| CH19 | 20 | 19A 19B 19C |
| CH20 | 21 | 20A 20B 20C |
| CH21 | 22 | 21A 21B 21C |
| CH22 | 23 | 22A 22B 22C |
| CH23 | 24 | 23A 23B 23C |
| CH24 | 25 | 24A 24B 24C |
| CH25 | 26 | 25A 25B 25C |
| CH26 | 27 | 26A 26B 26C |
| CH27 | 28 | 27A 27B 27C |
| CH28 | 29 | 28A 28B 28C |
| CH29 | 30 | 29A 29B 29C |
| CH30 | 31 | 30A 30B 30C |
| CH31 | 32 | 31A 31B 31C |
| 0V | 34,35 | |
| | 49,50 | |

| | | | |
|---|---|---|---|
| **适用控制器** | **SIEMENS S7-300** | **信号标示灯** | LED/Green |
| **接口板订货规格** | **RMI-S703-32DI-X01** | **输入端接口/使用线径** | 24-12AWG/0.5-2.5mm$^2$ |
| **系统电缆订货规格** | **N/A** | **输出端接口/使用线径** | D-sub 50p male |
| **继电器规格** | 34517024/FINDER | **外型尺寸 mm (L*W*H)** | 295*122*60 |
| **产品功能** | DI Realy | **工作温度** | -20~+55℃ |
| **系统端电压** | 24VDC | **熔断丝** | CXPF25M100 |
| **系统端电流** | 1A | **熔断丝** | CXPF010110 |
| **现场端电压** | 24VDC | **熔断丝** | CXPF050130 |
| **现场端电流** | 5A | **跨接片** | CNPJ000100 |
| **输出电流 Max (单通道)** | N/A | **跨接片** | N/A |
| **输入电流 Max (单通道)** | 250mA | **防尘盖** | N/A |
| **电源指示灯** | LED/Green、Red | | |



系统接口板 / *System Interface*

## RMI-S703-32DI-X02

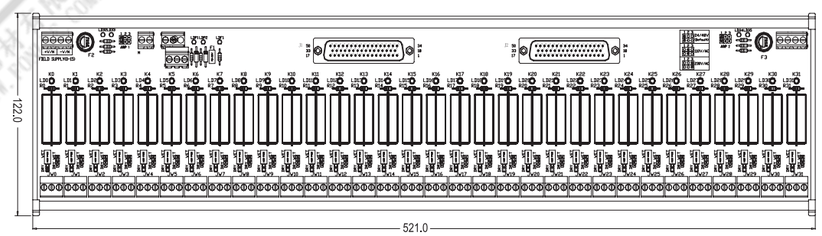


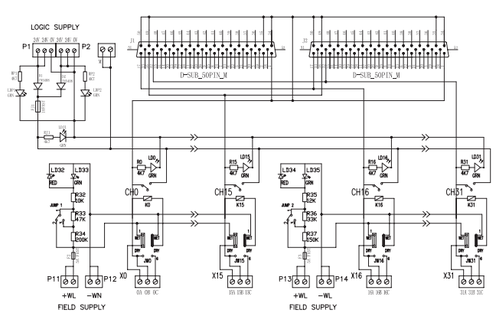


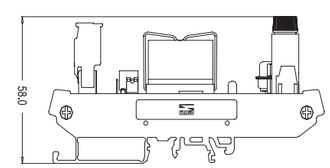


D_Sub Connector Pin Assignment

| Channel | D-SUB | Field Terminal |
|---|---|---|
| CH0 | 1 | 0A 0B 0C |
| CH1 | 2 | 1A 1B 1C |
| CH2 | 3 | 2A 2B 2C |
| CH3 | 4 | 3A 3B 3C |
| CH4 | 5 | 4A 4B 4C |
| CH5 | 6 | 5A 5B 5C |
| CH6 | 7 | 6A 6B 6C |
| CH7 | 8 | 7A 7B 7C |
| CH8 | 9 | 8A 8B 8C |
| CH9 | 10 | 9A 9B 9C |
| CH10 | 11 | 10A 10B 10C |
| CH11 | 12 | 11A 11B 11C |
| CH12 | 13 | 12A 12B 12C |
| CH13 | 14 | 13A 13B 13C |
| CH14 | 15 | 14A 14B 14C |
| CH15 | 16 | 15A 15B 15C |
| CH16 | 17 | 16A 16B 16C |
| CH17 | 18 | 17A 17B 17C |
| CH18 | 19 | 18A 18B 18C |
| CH19 | 20 | 19A 19B 19C |
| CH20 | 21 | 20A 20B 20C |
| CH21 | 22 | 21A 21B 21C |
| CH22 | 23 | 22A 22B 22C |
| CH23 | 24 | 23A 23B 23C |
| CH24 | 25 | 24A 24B 24C |
| CH25 | 26 | 25A 25B 25C |
| CH26 | 27 | 26A 26B 26C |
| CH27 | 28 | 27A 27B 27C |
| CH28 | 29 | 28A 28B 28C |
| CH29 | 30 | 29A 29B 29C |
| CH30 | 31 | 30A 30B 30C |
| CH31 | 32 | 31A 31B 31C |
| 0V | 34，35 | |
| | 49，50 | |

| | | | |
|---|---|---|---|
| **适用控制器** | **SIEMENS S7-300** | **信号标示灯** | LED/Green |
| **接口板订货规格** | **RMI-S703-32DI-X02** | **输入端接口/使用线径** | 30-12AWG/0.2-2.5mm$^2$ |
| **系统电缆订货规格** | **N/A** | **输出端接口/使用线径** | D-sub 50p male |
| **继电器规格** | G2RL-1-E 24VDC/OMRON | **外型尺寸 mm (L*W*H)** | 521*122*58 |
| **产品功能** | DI Realy | **工作温度** | -20~+55℃ |
| **系统端电压** | 24VDC | **熔断丝** | CXPF25M100 |
| **系统端电流** | 1A | **熔断丝** | CXPF010110 |
| **现场端电压** | 24VDC | **熔断丝** | CXPF050130 |
| **现场端电流** | 5A | **跨接片** | CNPJ000100 |
| **输出电流 Max (单通道)** | N/A | **跨接片** | N/A |
| **输入电流 Max (单通道)** | 250mA | **防尘盖** | N/A |
| **电源指示灯** | LED/Green、Red | | |

## RMI-S703-08DO-X01



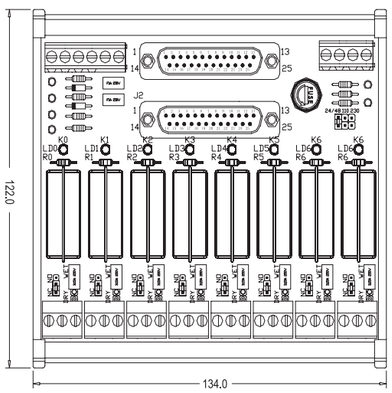


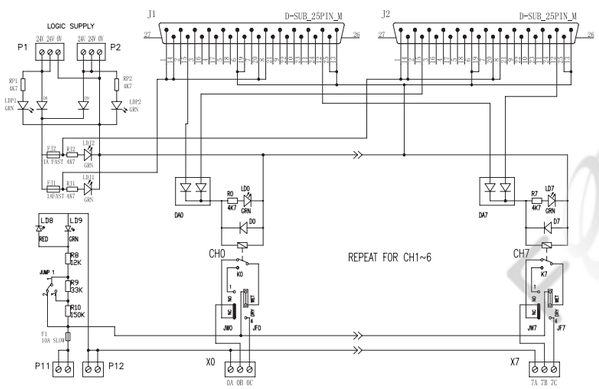


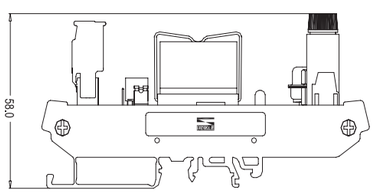


| | | | |
|---|---|---|---|
| **适用控制器** | **SIEMENS S7-300** | **信号标示灯** | LED/Green |
| **接口板订货规格** | **RMI-S703-08DO-X01** | **输入端接口/使用线径** | D-sub 25p male |
| **系统电缆订货规格** | **N/A** | **输出端接口/使用线径** | 30-12AWG/0.2-2.5mm$^2$ |
| **继电器规格** | G2RL-1-E 24VDC/OMRON | **外型尺寸 mm (L*W*H)** | 134*122*58 |
| **产品功能** | DO Realy | **工作温度** | -20~+55℃ |
| **系统端电压** | 24VDC | **熔断丝** | CXPF010110 |
| **系统端电流** | 1A | **熔断丝** | CXPF030150 |
| **现场端电压** | 24V/48VDC,110VAC,230VAC | **熔断丝** | CXPF100170 |
| **现场端电流** | 10A | **跨接片** | CNPJ000100 |
| **输出电流 Max (单通道)** | 3.15A | **跨接片** | N/A |
| **输入电流 Max (单通道)** | N/A | **防尘盖** | N/A |
| **电源指示灯** | LED/Green、Red | | |

D_Sub Connector Pin Assignment

| Channel | D-SUB | Field Terminal |
|---|---|---|
| CH0 | 15 | 0A 0B 0C |
| CH1 | 16 | 1A 1B 1C |
| CH2 | 17 | 2A 2B 2C |
| CH3 | 18 | 3A 3B 3C |
| CH4 | 9 | 4A 4B 4C |
| CH5 | 10 | 5A 5B 5C |
| CH6 | 11 | 6A 6B 6C |
| CH7 | 12 | 7A 7B 7C |
| 24VDC | 1，14 | |
| | 8，20 | |
| 0V | 6，19 | |
| | 13，25 | |





## RMI-S703-16DO-001



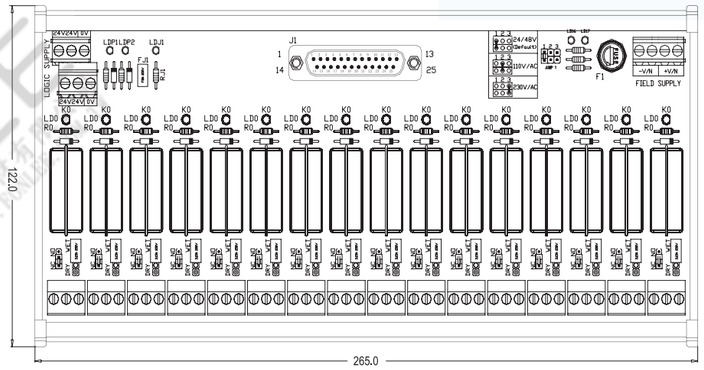


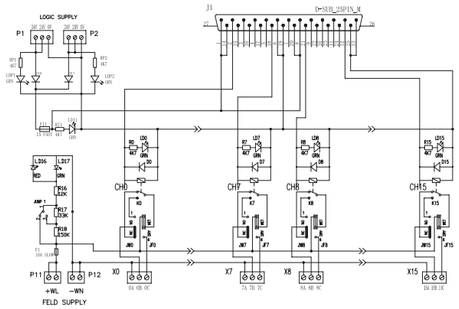


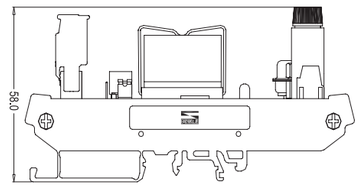


| | | | |
|---|---|---|---|
| **适用控制器** | **SIEMENS S7-300** | **信号标示灯** | LED/Green |
| **接口板订货规格** | **RMI-S703-16DO-001** | **输入端接口/使用线径** | D-sub 25p male |
| **系统电缆订货规格** | **N/A** | **输出端接口/使用线径** | 30-12AWG/0.2-2.5mm$^2$ |
| **继电器规格** | G2RL-1-E 24VDC/OMRON | **外型尺寸 mm (L*W*H)** | 265*122*58 |
| **产品功能** | DO Realy | **工作温度** | -20~+55℃ |
| **系统端电压** | 24VDC | **熔断丝** | CXPF010110 |
| **系统端电流** | 1A | **熔断丝** | CXPF030150 |
| **现场端电压** | 24V/48VDC,110VAC,230VAC | **熔断丝** | CXPF100170 |
| **现场端电流** | 10A | **跨接片** | CNPJ000100 |
| **输出电流 Max (单通道)** | 3.15A | **跨接片** | N/A |
| **输入电流 Max (单通道)** | N/A | **防尘盖** | N/A |
| **电源指示灯** | LED/Green、Red | | |

D_Sub Connector Pin Assignment

| Channel | D-SUB | Field Terminal |
|---|---|---|
| CH0 | 2 | 0A 0B 0C |
| CH1 | 15 | 1A 1B 1C |
| CH2 | 3 | 2A 2B 2C |
| CH3 | 16 | 3A 3B 3C |
| CH4 | 4 | 4A 4B 4C |
| CH5 | 17 | 5A 5B 5C |
| CH6 | 5 | 6A 6B 6C |
| CH7 | 18 | 7A 7B 7C |
| CH8 | 21 | 8A 8B 8C |
| CH9 | 9 | 9A 9B 9C |
| CH10 | 22 | 10A 10B 10C |
| CH11 | 10 | 11A 11B 11C |
| CH12 | 23 | 12A 12B 12C |
| CH13 | 11 | 13A 13B 13C |
| CH14 | 24 | 14A 14B 14C |
| CH15 | 12 | 15A 15B 15C |
| 24VDC | 1，14 | |
| | 8，20 | |
| 0V | 6，19 | |
| | 13，25 | |

## RMI-S703-16DO-X01



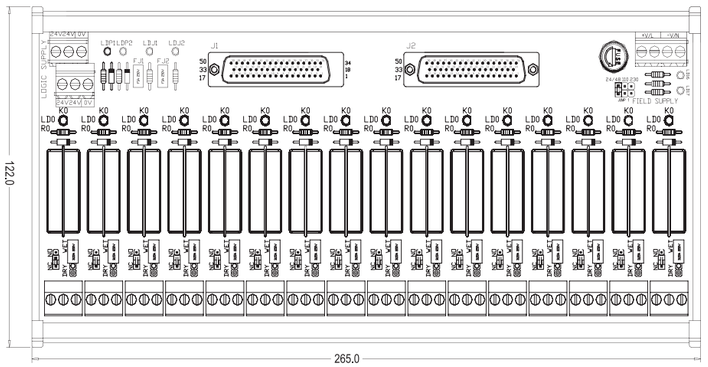


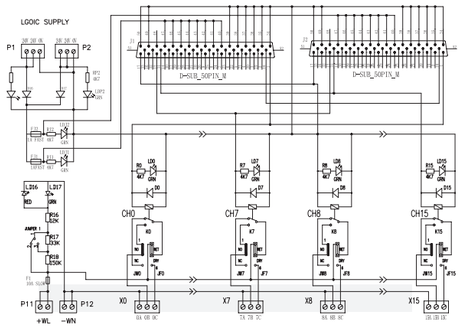


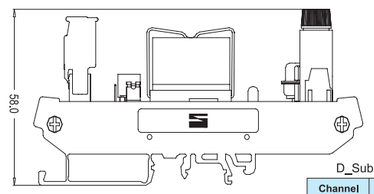


D_Sub Connector Pin Assignment

| Channel | D-SUB | Field Terminal |
|---|---|---|
| CH0 | 1 | 0A 0B 0C |
| CH1 | 3 | 1A 1B 1C |
| CH2 | 5 | 2A 2B 2C |
| CH3 | 7 | 3A 3B 3C |
| CH4 | 9 | 4A 4B 4C |
| CH5 | 11 | 5A 5B 5C |
| CH6 | 13 | 6A 6B 6C |
| CH7 | 15 | 7A 7B 7C |
| CH8 | 17 | 8A 8B 8C |
| CH9 | 19 | 9A 9B 9C |
| CH10 | 21 | 10A 10B 10C |
| CH11 | 23 | 11A 11B 11C |
| CH12 | 25 | 12A 12B 12C |
| CH13 | 27 | 13A 13B 13C |
| CH14 | 29 | 14A 14B 14C |
| CH15 | 31 | 15A 15B 15C |
| 24VDC | 40,41,42,43 | |
| | 44,45,46,47 | |
| 0V | 34,35,36,37 | |
| | 38,39,49,50 | |

| | | | |
|---|---|---|---|
| **适用控制器** | **SIEMENS S7-300** | **信号标示灯** | LED/Green |
| **接口板订货规格** | **RMI-S703-16DO-X01** | **输入端接口/使用线径** | D-sub 50p male |
| **系统电缆订货规格** | **N/A** | **输出端接口/使用线径** | 30-12AWG/0.2-2.5mm$^2$ |
| **继电器规格** | G2RL-1-E 24VDC/OMRON | **外型尺寸 mm (L*W*H)** | 265*122*58 |
| **产品功能** | DO Realy | **工作温度** | -20~+55℃ |
| **系统端电压** | 24VDC | **熔断丝** | CXPF010110 |
| **系统端电流** | 1A | **熔断丝** | CXPF030150 |
| **现场端电压** | 24V/48VDC,110VAC,230VAC | **熔断丝** | CXPF100170 |
| **现场端电流** | 10A | **跨接片** | CNPJ000100 |
| **输出电流 Max (单通道)** | 3.15A | **跨接片** | N/A |
| **输入电流 Max (单通道)** | N/A | **防尘盖** | N/A |
| **电源指示灯** | LED/Green、Red | | |





## RMI-S703-32DO-X01



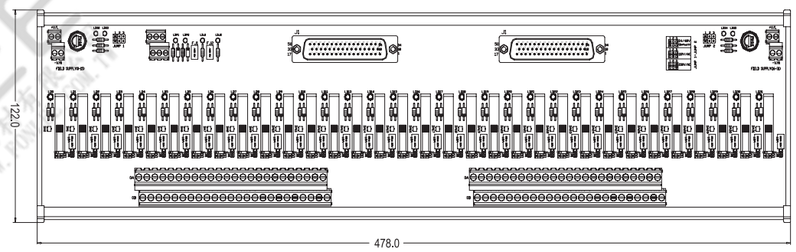


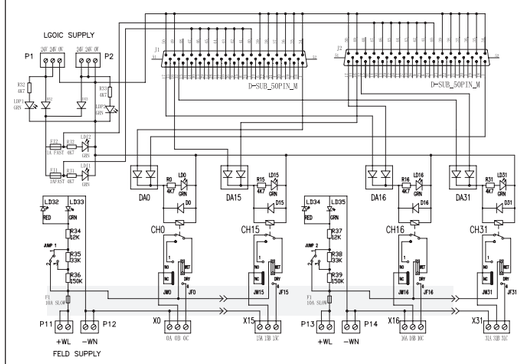


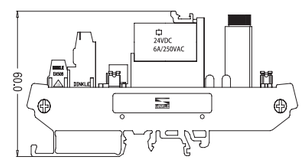


D_Sub Connector Pin Assignment

| Channel | D-SUB | Field Terminal |
|---|---|---|
| CH0 | 1 | 0A 0B 0C |
| CH1 | 2 | 1A 1B 1C |
| CH2 | 3 | 2A 2B 2C |
| CH3 | 4 | 3A 3B 3C |
| CH4 | 5 | 4A 4B 4C |
| CH5 | 6 | 5A 5B 5C |
| CH6 | 7 | 6A 6B 6C |
| CH7 | 8 | 7A 7B 7C |
| CH8 | 9 | 8A 8B 8C |
| CH9 | 10 | 9A 9B 9C |
| CH10 | 11 | 10A 10B 10C |
| CH11 | 12 | 11A 11B 11C |
| CH12 | 13 | 12A 12B 12C |
| CH13 | 14 | 13A 13B 13C |
| CH14 | 15 | 14A 14B 14C |
| CH15 | 16 | 15A 15B 15C |
| CH16 | 17 | 16A 16B 16C |
| CH17 | 18 | 17A 17B 17C |
| CH18 | 19 | 18A 18B 18C |
| CH19 | 20 | 19A 19B 19C |
| CH20 | 21 | 20A 20B 20C |
| CH21 | 22 | 21A 21B 21C |
| CH22 | 23 | 22A 22B 22C |
| CH23 | 24 | 23A 23B 23C |
| CH24 | 25 | 24A 24B 24C |
| CH25 | 26 | 25A 25B 25C |
| CH26 | 27 | 26A 26B 26C |
| CH27 | 28 | 27A 27B 27C |
| CH28 | 29 | 28A 28B 28C |
| CH29 | 30 | 29A 29B 29C |
| CH30 | 31 | 30A 30B 30C |
| CH31 | 32 | 31A 31B 31C |
| 24VDC | 40，41，42，43 | |
| | 44，45，46，47 | |
| 0V | 34，35，36，37 | |
| | 38，39，49，50 | |

| | | | |
|---|---|---|---|
| **适用控制器** | **SIEMENS S7-300** | **信号标示灯** | LED/Green |
| **接口板订货规格** | **RMI-S703-32DO-X01** | **输入端接口/使用线径** | D-sub 50p male |
| **系统电缆订货规格** | **N/A** | **输出端接口/使用线径** | 24-12AWG/0.5-2.5mm$^2$ |
| **继电器规格** | 34517024/FINDER | **外型尺寸 mm (L*W*H)** | 478*122*60 |
| **产品功能** | DO Realy | **工作温度** | -20~+55℃ |
| **系统端电压** | 24VDC | **熔断丝** | CXPF010110 |
| **系统端电流** | 1A | **熔断丝** | CXPF030150 |
| **现场端电压** | 24V/48VDC,110VAC,230VAC | **熔断丝** | CXPF100170 |
| **现场端电流** | 10A | **跨接片** | CNPJ000100 |
| **输出电流 Max (单通道)** | 3.15A | **跨接片** | N/A |
| **输入电流 Max (单通道)** | N/A | **防尘盖** | N/A |
| **电源指示灯** | LED/Green、Red | | |

## RMI-S703-32DO-X02



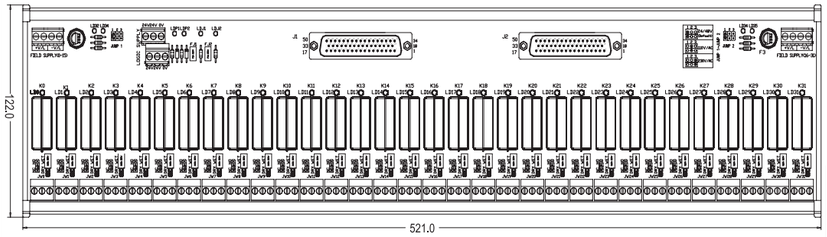


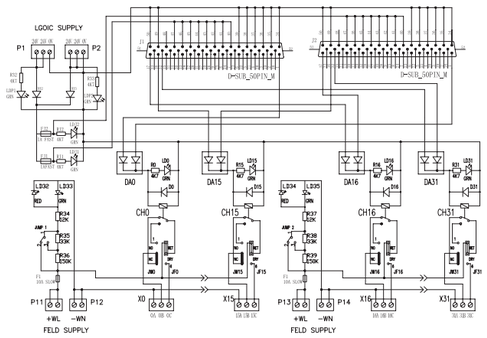


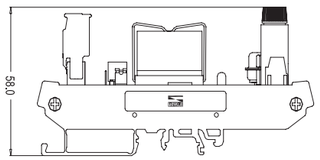


D_Sub Connector Pin Assignment

| Channel | D-SUB | Field Terminal |
|---|---|---|
| CH0 | 1 | 0A 0B 0C |
| CH1 | 2 | 1A 1B 1C |
| CH2 | 3 | 2A 2B 2C |
| CH3 | 4 | 3A 3B 3C |
| CH4 | 5 | 4A 4B 4C |
| CH5 | 6 | 5A 5B 5C |
| CH6 | 7 | 6A 6B 6C |
| CH7 | 8 | 7A 7B 7C |
| CH8 | 9 | 8A 8B 8C |
| CH9 | 10 | 9A 9B 9C |
| CH10 | 11 | 10A 10B 10C |
| CH11 | 12 | 11A 11B 11C |
| CH12 | 13 | 12A 12B 12C |
| CH13 | 14 | 13A 13B 13C |
| CH14 | 15 | 14A 14B 14C |
| CH15 | 16 | 15A 15B 15C |
| CH16 | 17 | 16A 16B 16C |
| CH17 | 18 | 17A 17B 17C |
| CH18 | 19 | 18A 18B 18C |
| CH19 | 20 | 19A 19B 19C |
| CH20 | 21 | 20A 20B 20C |
| CH21 | 22 | 21A 21B 21C |
| CH22 | 23 | 22A 22B 22C |
| CH23 | 24 | 23A 23B 23C |
| CH24 | 25 | 24A 24B 24C |
| CH25 | 26 | 25A 25B 25C |
| CH26 | 27 | 26A 26B 26C |
| CH27 | 28 | 27A 27B 27C |
| CH28 | 29 | 28A 28B 28C |
| CH29 | 30 | 29A 29B 29C |
| CH30 | 31 | 30A 30B 30C |
| CH31 | 32 | 31A 31B 31C |
| 24VC | 40，41，42，43 | |
| | 44，45，46，47 | |
| 0V | 34，35，36，37 | |
| | 38，39，49，50 | |

| | | | |
|---|---|---|---|
| **适用控制器** | **SIEMENS S7-300** | **信号标示灯** | LED/Green |
| **接口板订货规格** | **RMI-S703-32DO-X02** | **输入端接口/使用线径** | D-sub 50p male |
| **系统电缆订货规格** | **N/A** | **输出端接口/使用线径** | 30-12AWG/0.2-2.5mm$^2$ |
| **继电器规格** | G2RL-1-E 24VDC/OMRON | **外型尺寸 mm (L*W*H)** | 521*122*58 |
| **产品功能** | DO Realy | **工作温度** | -20~+55℃ |
| **系统端电压** | 24VDC | **熔断丝** | CXPF010110 |
| **系统端电流** | 1A | **熔断丝** | CXPF030150 |
| **现场端电压** | 24V/48VDC,110VAC,230VAC | **熔断丝** | CXPF100170 |
| **现场端电流** | 10A | **跨接片** | CNPJ000100 |
| **输出电流 Max (单通道)** | 3.15A | **跨接片** | N/A |
| **输入电流 Max (单通道)** | N/A | **防尘盖** | N/A |
| **电源指示灯** | LED/Green、Red | | |





## RMI-HC30-16DO-001



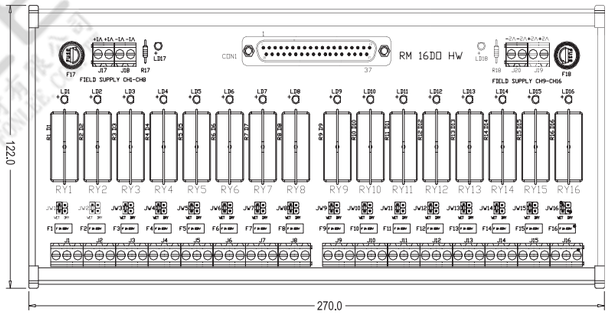


**DK-3914-DXX-RM-DIO**

DINKLE K021-A002 37P D-SUB Female

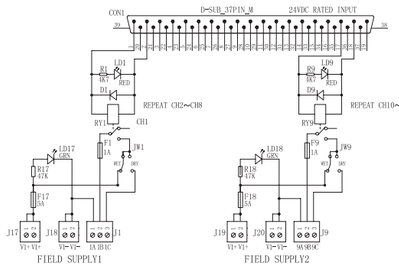


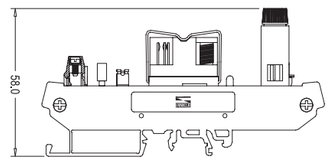


D_Sub Connector Pin Assignment

| Channel | Con1 DB37 male | Terminal |
|---|---|---|
| CH1 | 1 2 | 1A 1B 1C |
| CH2 | 3 4 | 2A 2B 2C |
| CH3 | 5 6 | 3A 3B 3C |
| CH4 | 7 8 | 4A 4B 4C |
| CH5 | 9 10 | 5A 5B 5C |
| CH6 | 11 12 | 6A 6B 6C |
| CH7 | 13 14 | 7A 7B 7C |
| CH8 | 15 16 | 8A 8B 8C |
| CH9 | 17 18 | 9A 9B 9C |
| CH10 | 19 20 | 10A 10B 10C |
| CH11 | 21 22 | 11A 11B 11C |
| CH12 | 23 24 | 12A 12B 12C |
| CH13 | 25 26 | 13A 13B 13C |
| CH14 | 27 28 | 14A 14B 14C |
| CH15 | 29 30 | 15A 15B 15C |
| CH16 | 31 32 | 16A 16B 16C |
| NC | 33~37 | |

| | | | |
|---|---|---|---|
| **适用控制器** | **Honeywell C300** | **电源指示灯** | LED/Green |
| **接口板订货规格** | **RMI-HC30-16DO-001** | **信号标示灯** | LED/Red |
| **系统电缆** | **DK-3914-DXX-RM-DIO** | **输入端接口/使用线径** | D-sub 37p male |
| **订货规格** | **XX=0.5M to 30.0M** | **输出端接口/使用线径** | 24-12AWG/0.5-2.5mm$^2$ |
| **继电器规格** | G2RL-1-E 24VDC/OMRON | **外型尺寸 mm (L*W*H)** | 270*122*58 |
| **产品功能** | DO Realy | **工作温度** | -20~+55℃ |
| **系统端电压** | N/A | **熔断丝** | CXPF010110 |
| **系统端电流** | N/A | **熔断丝** | CXPF050130 |
| **现场端电压** | 24VDC | **熔断丝** | N/A |
| **现场端电流** | 5A | **跨接片** | CNPJ000100 |
| **输出电流 Max (单通道)** | 1A | **跨接片** | N/A |
| **输入电流 Max (单通道)** | N/A | **防尘盖** | N/A |

系统接口板

## RMI-HC30-16DO-002



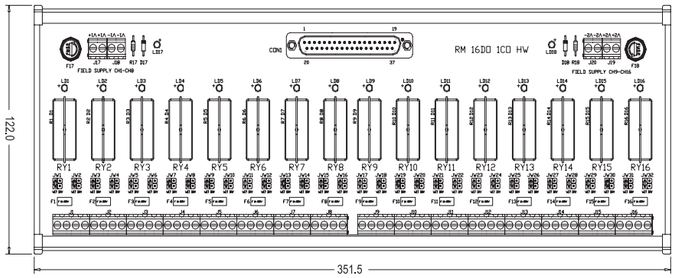


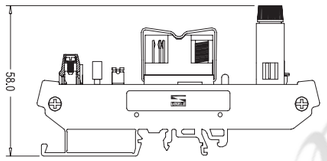


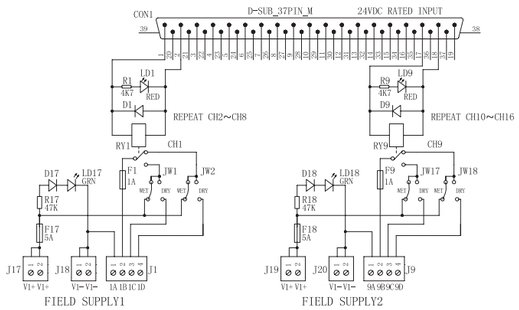


### DK-3914-DXX-RM-DIO

DINKLE K021-A002 37P D-SUB Female

D_Sub Connector Pin Assignment

| Channel | Con1 DB37 male | Terminal |
|---|---|---|
| CH1 | 1 2 | 1A 1B 1C 1D |
| CH2 | 3 4 | 2A 2B 2C 2D |
| CH3 | 5 6 | 3A 3B 3C 3D |
| CH4 | 7 8 | 4A 4B 4C 4D |
| CH5 | 9 10 | 5A 5B 5C 5D |
| CH6 | 11 12 | 6A 6B 6C 6D |
| CH7 | 13 14 | 7A 7B 7C 7D |
| CH8 | 15 16 | 8A 8B 8C 8D |
| CH9 | 17 18 | 9A 9B 9C 9D |
| CH10 | 19 20 | 10A 10B 10C 10D |
| CH11 | 21 22 | 11A 11B 11C 11D |
| CH12 | 23 24 | 12A 12B 12C 12D |
| CH13 | 25 26 | 13A 13B 13C 13D |
| CH14 | 27 28 | 14A 14B 14C 14D |
| CH15 | 29 30 | 15A 15B 15C 15D |
| CH16 | 31 32 | 16A 16B 16C 16D |
| NC | 33~37 | |

| | | | |
|---|---|---|---|
| **适用控制器** | **Honeywell C300** | **电源指示灯** | LED/Green |
| **接口板订货规格** | **RMI-HC30-16DO-002** | **信号标示灯** | LED/Red |
| **系统电缆** | **DK-3914-DXX-RM-DIO** | **输入端接口/使用线径** | D-sub 37p male |
| **订货规格** | **XX=0.5M to 30.0M** | **输出端接口/使用线径** | 24-12AWG/0.5-2.5mm$^2$ |
| **继电器规格** | G2RL-1-E 24VDC/OMRON | **外型尺寸 mm (L*W*H)** | 351.5*122*58 |
| **产品功能** | DO Realy | **工作温度** | -20~+55℃ |
| **系统端电压** | N/A | **熔断丝** | CXPF010110 |
| **系统端电流** | N/A | **熔断丝** | CXPF050130 |
| **现场端电压** | 24VDC | **熔断丝** | N/A |
| **现场端电流** | 5A | **跨接片** | CNPJ000100 |
| **输出电流 Max (单通道)** | 1A | **跨接片** | N/A |
| **输入电流 Max (单通道)** | N/A | **防尘盖** | N/A |





## RMI-HC30-16DI-001



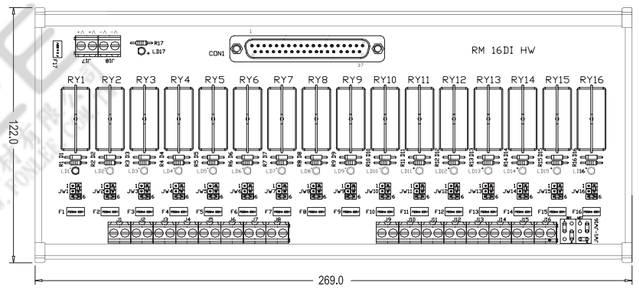


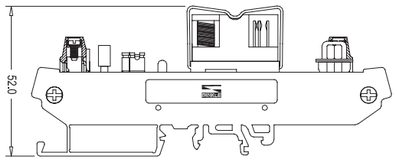


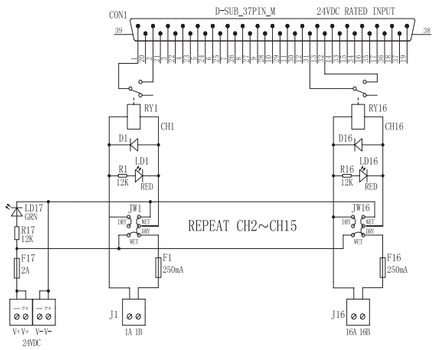


D_Sub Connector Pin Assignment

| Channel | Con1 DB37 male | Terminal |
|---|---|---|
| CH1 | 1 2 | 1A 1B |
| CH2 | 3 4 | 2A 2B |
| CH3 | 5 6 | 3A 3B |
| CH4 | 7 8 | 4A 4B |
| CH5 | 9 10 | 5A 5B |
| CH6 | 11 12 | 6A 6B |
| CH7 | 13 14 | 7A 7B |
| CH8 | 15 16 | 8A 8B |
| CH9 | 17 18 | 9A 9B |
| CH10 | 19 20 | 10A 10B |
| CH11 | 21 22 | 11A 11B |
| CH12 | 23 24 | 12A 12B |
| CH13 | 25 26 | 13A 13B |
| CH14 | 27 28 | 14A 14B |
| CH15 | 29 30 | 15A 15B |
| CH16 | 31 32 | 16A 16B |
| NC | 33~37 | |

| | | | |
|---|---|---|---|
| **适用控制器** | **Honeywell C300** | **电源指示灯** | LED/Green |
| **接口板订货规格** | **RMI-HC30-16DI-001** | **信号标示灯** | LED/Red |
| **系统电缆** | **DK-3914-DXX-RM-DIO** | **输入端接口/使用线径** | 24-12AWG/0.5-2.5mm$^2$ |
| **订货规格** | **XX=0.5M to 30.0M** | **输出端接口/使用线径** | D-sub 37p male |
| **继电器规格** | G2RL-1-E 24VDC/OMRON | **外型尺寸 mm (L*W*H)** | 269*122*52 |
| **产品功能** | DI Realy | **工作温度** | -20~+55℃ |
| **系统端电压** | N/A | **熔断丝** | CXPF25M100 |
| **系统端电流** | N/A | **熔断丝** | CXPF020120 |
| **现场端电压** | 24VDC | **熔断丝** | N/A |
| **现场端电流** | 2A | **跨接片** | CNPJ000100 |
| **输出电流 Max (单通道)** | N/A | **跨接片** | N/A |
| **输入电流 Max (单通道)** | 250mA | **防尘盖** | N/A |

## TMI-HC30-16AI-001

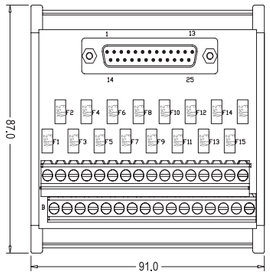


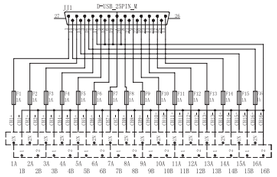

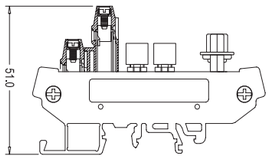


D_Sub Connector Pin Assignment

| Channel | DB25 MALE | Field Terminal |
|---|---|---|
| CH1 | 1 | 1A |
| CH2 | 2 | 2A |
| CH3 | 3 | 3A |
| CH4 | 4 | 4A |
| CH5 | 5 | 5A |
| CH6 | 6 | 6A |
| CH7 | 7 | 7A |
| CH8 | 8 | 8A |
| CH9 | 9 | 9A |
| CH10 | 10 | 10A |
| CH11 | 11 | 11A |
| CH12 | 12 | 12A |
| CH13 | 13 | 13A |
| CH14 | 14 | 14A |
| CH15 | 15 | 15A |
| CH16 | 16 | 16A |
| COM- | 17 18 19 20 | 1B,2B,3B,4B,5B 6B,7B,8B,9B,10B,11B 12B,13B,14B,15B,16B |
| NC | 21 22 23 24 25 | |

| | | | |
|---|---|---|---|
| 适用控制器 | HONEYWELL C300 | 信号标示灯 | N/A |
| 接口板订货规格 | TMI-HC30-16AI-001 | 输入端接口/使用线径 | D-sub 25p male |
| 系统电缆订货规格 | N/A | 输出端接口/使用线径外型 | 24-12AWG/0.5-2.5mm$^2$ |
| 继电器规格 | N/A | 尺寸 mm (L*W*H) | 91*87*51 |
| 产品功能 | AI board | 工作温度 | -20~+85℃ |
| 额定电压 | N/A | 熔断丝 | CXPF010110 |
| 额定电流 | N/A | 熔断丝 | N/A |
| 输入电流 Max (单通道) | 1A | 跨接片 | N/A |
| 电源指示灯 | N/A | 防尘盖 | N/A |

## TMI-HC30-16XX-001

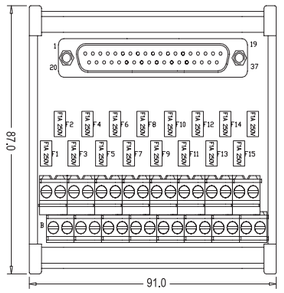


### DK-3914-DXX-RM-DIO

DINKLE K021-A002 37P D-SUB Female

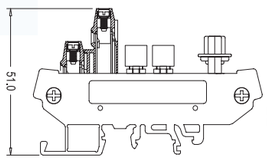


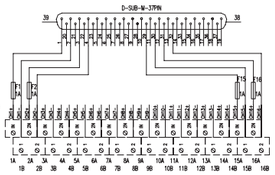

D_Sub Connector Pin Assignment

| Channel | JJ1 DB37 MALE | Field Terminal |
|---|---|---|
| CH1 | 1 2 | 1A 1B |
| CH2 | 3 4 | 2A 2B |
| CH3 | 5 6 | 3A 3B |
| CH4 | 7 8 | 4A 4B |
| CH5 | 9 10 | 5A 5B |
| CH6 | 11 12 | 6A 6B |
| CH7 | 13 14 | 7A 7B |
| CH8 | 15 16 | 8A 8B |
| CH9 | 17 18 | 9A 9B |
| CH10 | 19 20 | 10A 10B |
| CH11 | 21 22 | 11A 11B |
| CH12 | 23 24 | 12A 12B |
| CH13 | 25 26 | 13A 13B |
| CH14 | 27 28 | 14A 14B |
| CH15 | 29 30 | 15A 15B |
| CH16 | 31 32 | 16A 16B |
| NC | 33~37 | |

| | | | |
|---|---|---|---|
| 适用控制器 | HONEYWELL C300 | 电源指示灯 | N/A |
| 接口板订货规格 | TMI-HC30-16XX-001 | 信号标示灯 | N/A |
| 系统电缆 | DK-3914-DXX-RM-DIO | 输入端接口/使用线径 | D-sub 37p male |
| 订货规格 | XX=0.5M to 30.0M | 输出端接口/使用线径外型 | 24-12AWG/0.5-2.5mm$^2$ |
| 继电器规格 | N/A | 尺寸 mm (L*W*H) | 91*87*51 |
| 产品功能 | Direct board | 工作温度 | -20~+85℃ |
| 额定电压 | N/A | 熔断丝 | CXPF010110 |
| 额定电流 | N/A | 熔断丝 | N/A |
| 输入电流 Max (单通道) | 1A | 跨接片 | N/A |





## TMI-AS80-08AI-001

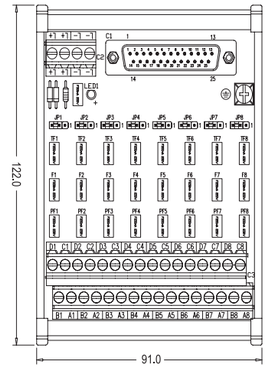


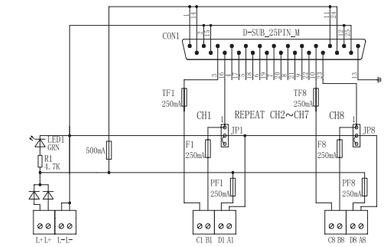

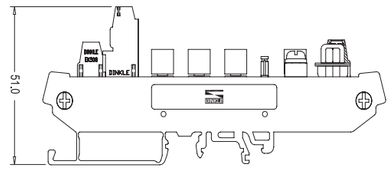


D_Sub Connector Pin Assignment

| Channel | Con1 DB25 male | Terminal |
|---|---|---|
| CH1 | 3 6 | A1 B1 C1 D1 |
| CH2 | 4 17 | A2 B2 C2 D2 |
| CH3 | 5 18 | A3 B3 C3 D3 |
| CH4 | 6 19 | A4 B4 C4 D4 |
| CH5 | 7 20 | A5 B5 C5 D5 |
| CH6 | 8 21 | A6 B6 C6 D6 |
| CH7 | 9 22 | A7 B7 C7 D7 |
| CH8 | 10 23 | A8 B8 C8 D8 |
| L- | 2 15 12 25 | |
| L+ | 1 14 11 24 | |
| ⏚ | 13 | |

| | | | |
|---|---|---|---|
| 适用控制器 | ABB S800 | 信号标示灯 | N/A |
| 接口板订货规格 | TMI-AS80-08AI-001 | 输入端接口/使用线径 | D-sub 25p male |
| 系统电缆订货规格 | N/A | 输出端接口/使用线径外型 | 24-12AWG/0.5-2.5mm$^2$ |
| 继电器规格 | N/A | 尺寸 mm (L*W*H) | 91*122*51 |
| 产品功能 | AI board | 工作温度 | -20~+85℃ |
| 额定电压 | 24VDC | 熔断丝 | CXPF25M100 |
| 额定电流 | 500mA | 熔断丝 | CXPF50M180 |
| 输入电流 Max (单通道) | 250mA | 跨接片 | CNPJ000100 |
| 电源指示灯 | LED/Green | 防尘盖 | N/A |

## TMI-AS80-08AO-001

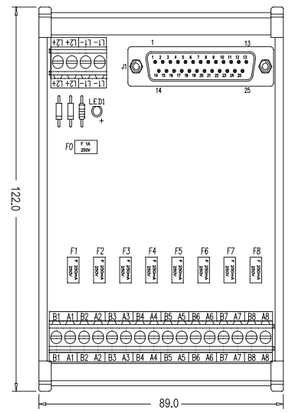


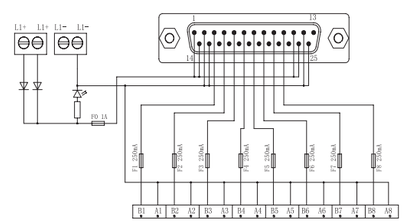

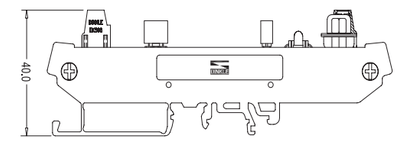


D_Sub Connector Pin Assignment

| Channel | DB25 MALE | Field Terminal |
|---|---|---|
| CH1 | 3 | B1 |
| CH2 | 4 | B2 |
| CH3 | 5 | B3 |
| CH4 | 6 | B4 |
| CH5 | 7 | B5 |
| CH6 | 8 | B6 |
| CH7 | 9 | B7 |
| CH8 | 10 | B8 |
| L+ | 1 14 11 24 | |
| L- | 2 12 15 25 | A1 A2 A3 A4 A5 A6 A7 A8 |
| NC | 16 17 18 19 20 21 22 23 | |

| | | | |
|---|---|---|---|
| 适用控制器 | ABB S800 | 信号标示灯 | N/A |
| 接口板订货规格 | TMI-AS80-08AO-001 | 输入端接口/使用线径 | D-sub 25p male |
| 系统电缆订货规格 | N/A | 输出端接口/使用线径外型 | 24-12AWG/0.5-2.5mm$^2$ |
| 继电器规格 | N/A | 尺寸 mm (L*W*H) | 89*122*40 |
| 产品功能 | AO board | 工作温度 | -20~+85℃ |
| 额定电压 | 24VDC | 熔断丝 | CXPF25M100 |
| 额定电流 | 1A | 熔断丝 | CXPF010110 |
| 输入电流 Max (单通道) | 250mA | 跨接片 | N/A |
| 电源指示灯 | LED/Green | 防尘盖 | N/A |

## TMI-AS80-08DI-001


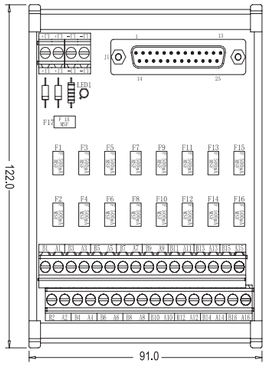


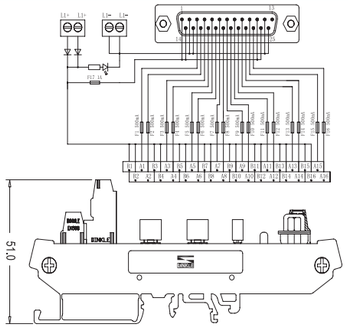


| | | | |
|---|---|---|---|
| 适用控制器 | ABB S800 | 信号标示灯 | N/A |
| 接口板订货规格 | TMI-AS80-08DI-001 | 输入端接口/使用线径 | D-sub 25p male |
| 系统电缆订货规格 | N/A | 输出端接口/使用线径外型 | 24-12AWG/0.5-2.5mm$^2$ |
| 继电器品号 | N/A | 尺寸 mm (L*W*H) | 91*122*51 |
| 产品功能 | DI board | 工作温度 | -20~+85℃ |
| 额定电压 | 24VDC | 熔断丝 | CXPF50M180 |
| 额定电流 | 1A | 熔断丝 | CXPF010110 |
| 输入电流 Max (单通道) | 500mA | 跨接片 | N/A |
| 电源指示灯 | LED/Green | 防尘盖 | N/A |

D_Sub Connector Pin Assignment

| Channel | DB25 MALE | Field Terminal |
|---|---|---|
| CH1 | 3 | A1 |
| CH3 | 4 | A6 |
| CH5 | 5 | A5 |
| CH7 | 6 | A7 |
| CH9 | 7 | A9 |
| CH11 | 8 | A11 |
| CH13 | 9 | A13 |
| CH15 | 10 | A15 |
| CH2 | 16 | A2 |
| CH4 | 17 | A4 |
| CH6 | 18 | A6 |
| CH8 | 19 | A8 |
| CH10 | 20 | A10 |
| CH12 | 21 | A12 |
| CH14 | 22 | A14 |
| CH16 | 23 | A16 |
| L+ | 1 14 11 24 | B1,B2,B3,B4,B5,B6,B7,B8,B9 B10,B11,B12,B13,B14,B15,B16 |
| L- | 2 15 12 25 | |
| NC | 13 | |

## TMI-AS80-08TC-001


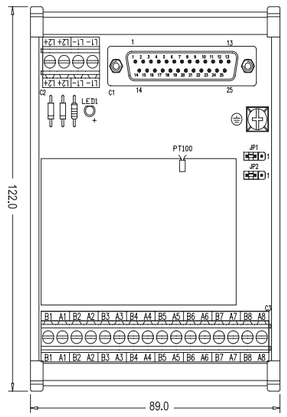


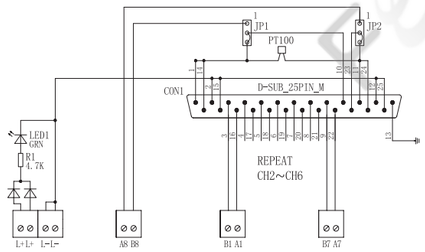


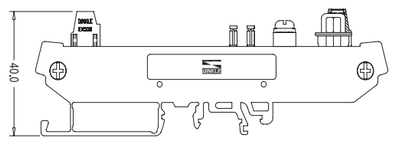


| | | | |
|---|---|---|---|
| 适用控制器 | ABB S800 | 信号标示灯 | N/A |
| 接口板订货规格 | TMI-AS80-08TC-001 | 输入端接口/使用线径 | D-sub 25p male |
| 系统电缆订货规格 | N/A | 输出端接口/使用线径外型 | 24-12AWG/0.5-2.5mm$^2$ |
| 继电器规格 | N/A | 尺寸 mm (L*W*H) | 89*122*40 |
| 产品功能 | TC board | 工作温度 | -20~+85℃ |
| 额定电压 | 24VDC | 熔断丝 | CXPF010110 |
| 额定电流 | 1A | 熔断丝 | N/A |
| 输入电流 Max (单通道) | N/A | 跨接片 | N/A |
| 电源指示灯 | LED/Green | 防尘盖 | N/A |

D_Sub Connector Pin Assignment

| Channel | Con1 DB25 male | Terminal |
|---|---|---|
| CH1 | 3 6 | A1 B1 |
| CH2 | 4 17 | A2 B2 |
| CH3 | 5 18 | A3 B3 |
| CH4 | 6 19 | A4 B4 |
| CH5 | 7 20 | A5 B5 |
| CH6 | 8 21 | A6 B6 |
| CH7 | 9 22 | A7 B7 |
| CH8 | 10 23 | A8 B8 |
| L- | 2 15 12 25 | |
| ⏚ | 13 | |





## TMI-YCS3-16AX-X01


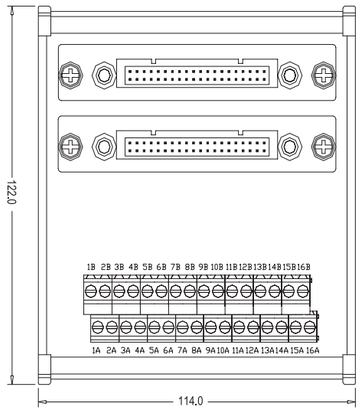


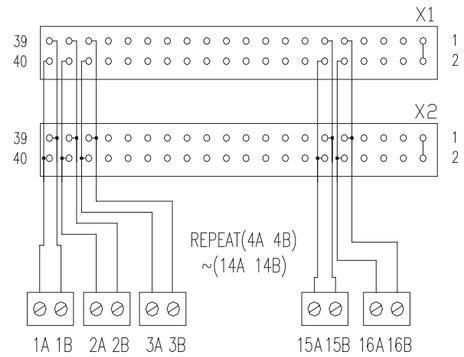


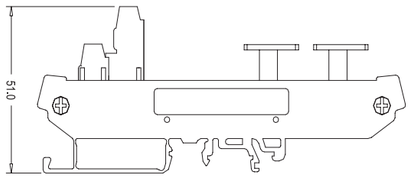


| | | | |
|---|---|---|---|
| 适用控制器 | YOKOGAWA CS3000 | 信号标示灯 | N/A |
| 接口板订货规格 | TMI-YCS3-16AX-X01 | 输入端接口/使用线径 | MIL 40p male |
| 系统电缆订货规格 | N/A | 输出端接口/使用线径外型 | 24-12AWG/0.5-2.5mm$^2$ |
| 继电器规格 | N/A | 尺寸 mm (L*W*H) | 114*122*51 |
| 产品功能 | AI/AO board | 工作温度 | -20~+85℃ |
| 额定电压 | N/A | 熔断丝 | N/A |
| 额定电流 | N/A | 熔断丝 | N/A |
| 输入电流 Max (单通道) | 4-20mA | 跨接片 | N/A |
| 电源指示灯 | N/A | 防尘盖 | N/A |

Pin Assignment

| Channel | X1 / X2 | Channel | X1 / X2 |
|---|---|---|---|
| CH1 | 40 39 | CH9 | 24 23 |
| CH2 | 38 37 | CH10 | 22 21 |
| CH3 | 36 35 | CH11 | 20 19 |
| CH4 | 34 33 | CH12 | 18 17 |
| CH5 | 32 31 | CH13 | 16 15 |
| CH6 | 30 29 | CH14 | 14 13 |
| CH7 | 28 27 | CH15 | 12 11 |
| CH8 | 26 25 | CH16 | 10 9 |
| NC | 3~8 | Bridged | 1 2 |

## TMI-YCS3-16AX-X02


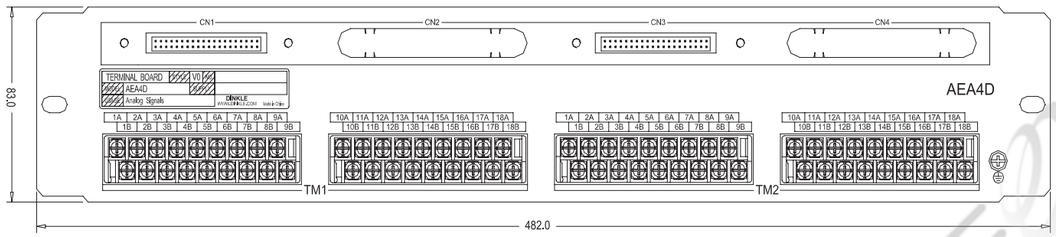


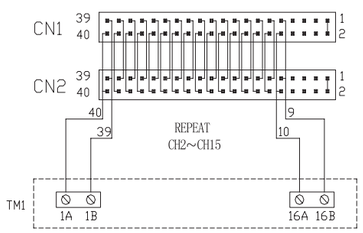


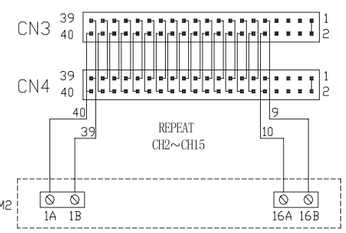


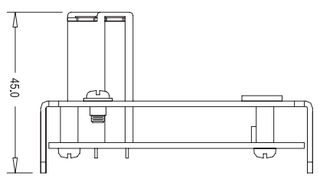


| | | | |
|---|---|---|---|
| 适用控制器 | YOKOGAWA CS3000 | 信号标示灯 | N/A |
| 接口板订货规格 | TMI-YCS3-16AX-X02 | 输入端接口/使用线径 | MIL 40p male |
| 系统电缆订货规格 | N/A | 输出端接口/使用线径外型 | 18-12AWG/0.75-2.5mm$^2$ |
| 继电器规格 | N/A | 尺寸 mm (L*W*H) | 482*83*45 |
| 产品功能 | AI/AO board | 工作温度 | -20~+85℃ |
| 额定电压 | N/A | 熔断丝 | N/A |
| 额定电流 | N/A | 熔断丝 | N/A |
| 输入电流 Max (单通道) | 4-20mA | 跨接片 | N/A |
| 电源指示灯 | N/A | 防尘盖 | 0032A02000 |

D_Sub Connector Pin Assignment

| Channel | CN1&2 / 3&4 | Terminal |
|---|---|---|
| CH1 | 40 39 | 1A 1B |
| CH2 | 38 37 | 2A 2B |
| CH3 | 36 35 | 3A 3B |
| CH4 | 34 33 | 4A 4B |
| CH5 | 32 31 | 5A 5B |
| CH6 | 30 29 | 6A 6B |
| CH7 | 28 27 | 7A 7B |
| CH8 | 26 25 | 8A 8B |
| CH9 | 24 23 | 9A 9B |
| CH10 | 22 21 | 10A 10B |
| CH11 | 20 19 | 11A 11B |
| CH12 | 18 17 | 12A 12B |
| CH13 | 16 15 | 13A 13B |
| CH14 | 14 13 | 14A 14B |
| CH15 | 12 11 | 15A 15B |
| CH16 | 10 09 | 16A 16B |
| | | 17A 17B |
| | | 18A 18B |
| NC | 1 2 3 4 5 6 7 8 | |





## TMI-YCS3-08PI-X01



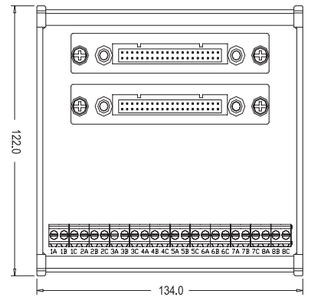


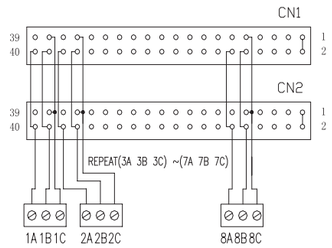


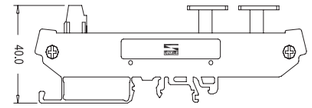


| | | | |
|---|---|---|---|
| 适用控制器 | YOKOGAWA CS3000 | 信号标示灯 | N/A |
| 接口板订货规格 | TMI-YCS3-08PI-X01 | 输入端接口/使用线径 | MIL 40p male |
| 系统电缆订货规格 | N/A | 输出端接口/使用线径外型 | 24-12AWG/0.5-2.5mm$^2$ |
| 继电器规格 | N/A | 尺寸 mm (L*W*H) | 134*122*40 |
| 产品功能 | PI board | 工作温度 | -20~+85℃ |
| 额定电压 | N/A | 熔断丝 | N/A |
| 额定电流 | N/A | 熔断丝 | N/A |
| 输入电流 Max (单通道) | N/A | 跨接片 | N/A |
| 电源指示灯 | N/A | 防尘盖 | N/A |

D_Sub Connector Pin Assignment

| Channel | CN1 / CN2 | Channel | CN1 / CN2 |
|---|---|---|---|
| CH1 | 40 38 37 | NC | 3 4 5 6<br>7 8 11 15<br>19 23 27<br>31 35 39 |
| CH2 | 36 34 33 | | |
| CH3 | 32 30 29 | | |
| CH4 | 28 26 25 | | |
| CH5 | 24 22 21 | | |
| CH6 | 20 18 17 | | |
| CH7 | 16 14 13 | | |
| CH8 | 12 10 9 | Bridged | 1 2 |

## TMI-YCS3-32DX-X01



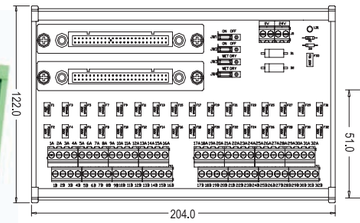


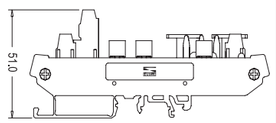


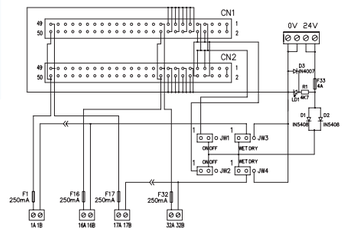


| | | | |
|---|---|---|---|
| 适用控制器 | YOKOGAWA CS3000 | 信号标示灯 | N/A |
| 接口板订货规格 | TMI-YCS3-32DX-X01 | 输入端接口/使用线径 | MIL 50p male |
| 系统电缆订货规格 | N/A | 输出端接口/使用线径外型 | 24-12AWG/0.5-2.5mm$^2$ |
| 继电器规格 | N/A | 尺寸 mm (L*W*H) | 204*122*51 |
| 产品功能 | DI/DO board | 工作温度 | -20~+85℃ |
| 额定电压 | 24VDC | 熔断丝 | CXPF25M100 |
| 额定电流 | 4A | 熔断丝 | CXPF040220 |
| 输入电流 Max (单通道) | 250mA | 跨接片 | CNPJ000130 |
| 电源指示灯 | LED/Green | 防尘盖 | N/A |

Pin Assignment

| Channel | CN1/CN2 | Channel | CN1/CN2 |
|---|---|---|---|
| CH1 | 50 | CH17 | 49 |
| CH2 | 48 | CH18 | 47 |
| CH3 | 46 | CH19 | 45 |
| CH4 | 44 | CH20 | 43 |
| CH5 | 42 | CH21 | 41 |
| CH6 | 40 | CH22 | 39 |
| CH7 | 38 | CH23 | 37 |
| CH8 | 36 | CH24 | 35 |
| CH9 | 34 | CH25 | 33 |
| CH10 | 32 | CH26 | 31 |
| CH11 | 30 | CH27 | 29 |
| CH12 | 28 | CH28 | 27 |
| CH13 | 26 | CH29 | 25 |
| CH14 | 24 | CH30 | 23 |
| CH15 | 22 | CH31 | 21 |
| CH16 | 20 | CH32 | 19 |
| OV | 11~18 | NC | 3~6 |
| Bridged | 1，2 | VP 24F | 7~10 |

## TMI-YCS3-16TC-X01

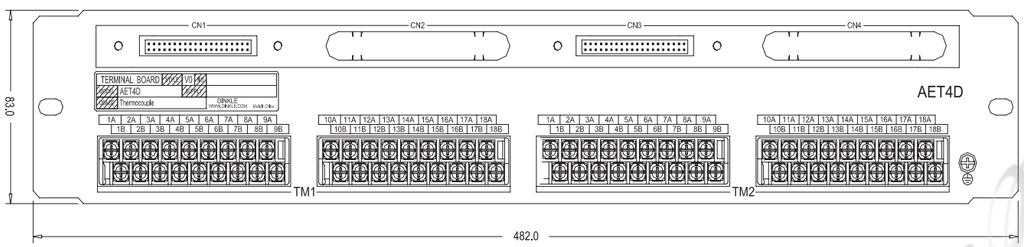


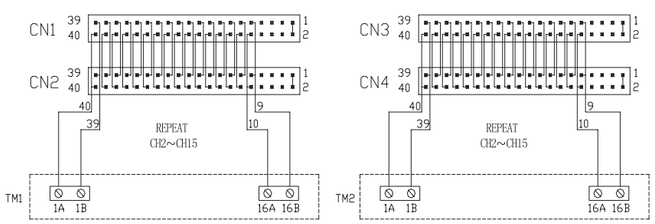





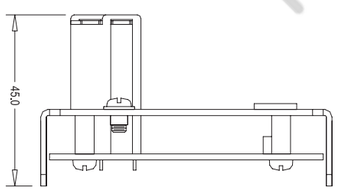


Pin Assignment

| Channel | CN1&2 / 3&4 | Terminal |
|---|---|---|
| CH1 | 40 39 | 1A 1B |
| CH2 | 38 37 | 2A 2B |
| CH3 | 36 35 | 3A 3B |
| CH4 | 34 33 | 4A 4B |
| CH5 | 32 31 | 5A 5B |
| CH6 | 30 29 | 6A 6B |
| CH7 | 28 27 | 7A 7B |
| CH8 | 26 25 | 8A 8B |
| CH9 | 24 23 | 9A 9B |
| CH10 | 22 21 | 10A 10B |
| CH11 | 20 19 | 11A 11B |
| CH12 | 18 17 | 12A 12B |
| CH13 | 16 15 | 13A 13B |
| CH14 | 14 13 | 14A 14B |
| CH15 | 12 11 | 15A 15B |
| CH16 | 10 09 | 16A 16B |
| | | 17A 17B |
| | | 18A 18B |
| NC | 1 2 3 4 5 6 7 8 | |

| | | | |
|---|---|---|---|
| **适用控制器** | **YOKOGAWA CS3000** | **信号标示灯** | N/A |
| **接口板订货规格** | **TMI-YCS3-16TC-X01** | **输入端接口/使用线径** | MIL 40p male |
| **系统电缆订货规格** | **N/A** | **输出端接口/使用线径外型** | 18-12AWG/0.75-2.5mm² |
| **继电器规格** | N/A | **尺寸 mm (L*W*H)** | 482*83*45 |
| **产品功能** | TC board | **工作温度** | -20~+85℃ |
| **额定电压** | N/A | **熔断丝** | N/A |
| **额定电流** | N/A | **熔断丝** | N/A |
| **输入电流 Max (单通道)** | N/A | **跨接片** | N/A |
| **电源指示灯** | N/A | **防尘盖** | 0032A02000 |





## TMI-YCS3-16RT-X01

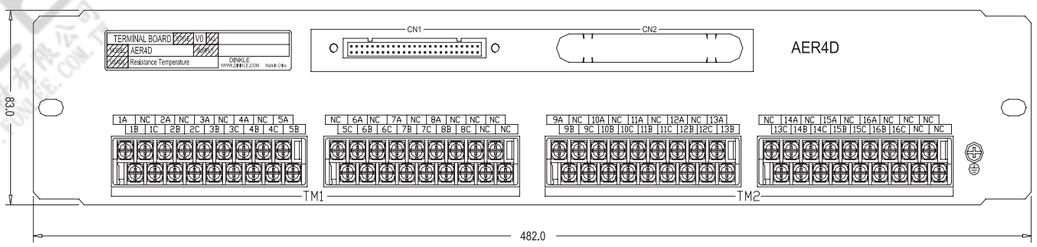


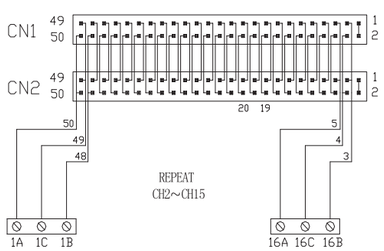


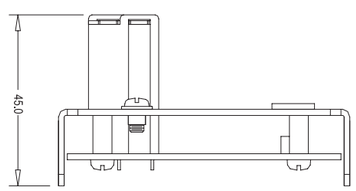


Pin Assignment

| TB NO. | MIL 50-PIN | | TB NO. |
|---|---|---|---|
| 1A | 50 | 49 | 1C |
| 1B | 48 | 47 | 2A |
| 2C | 46 | 45 | 2B |
| 3A | 44 | 43 | 3C |
| 3B | 42 | 41 | 4A |
| 4C | 40 | 39 | 4B |
| 5A | 38 | 37 | 5C |
| 5B | 36 | 35 | 6A |
| 6C | 34 | 33 | 6B |
| 7A | 32 | 31 | 7C |
| 7B | 30 | 29 | 8A |
| 8A | 28 | 27 | 8B |
| 9A | 26 | 25 | 9C |
| 9B | 24 | 23 | 10A |
| 10A | 22 | 21 | 10B |
| 11A | 20 | 19 | 11C |
| 11B | 18 | 17 | 12A |
| 12A | 16 | 15 | 12B |
| 13A | 14 | 13 | 13C |
| 13B | 12 | 11 | 14A |
| 14A | 10 | 09 | 14B |
| 15A | 08 | 07 | 15C |
| 15B | 06 | 05 | 16A |
| 16C | 04 | 03 | 16B |
| | 02 | 01 | |

| | | | |
|---|---|---|---|
| **适用控制器** | **YOKOGAWA CS3000** | **信号标示灯** | N/A |
| **接口板订货规格** | **TMI-YCS3-16RT-X01** | **输入端接口/使用线径** | MIL 50p male |
| **系统电缆订货规格** | **N/A** | **输出端接口/使用线径外型** | 18-12AWG/0.75-2.5mm² |
| **继电器规格** | N/A | **尺寸 mm (L*W*H)** | 482*83*45 |
| **产品功能** | RTD board | **工作温度** | -20~+85℃ |
| **额定电压** | N/A | **熔断丝** | N/A |
| **额定电流** | N/A | **熔断丝** | N/A |
| **输入电流 Max (单通道)** | N/A | **跨接片** | N/A |
| **电源指示灯** | N/A | **防尘盖** | 0032A01900 |

## TMI-YCS3-32DX-X02


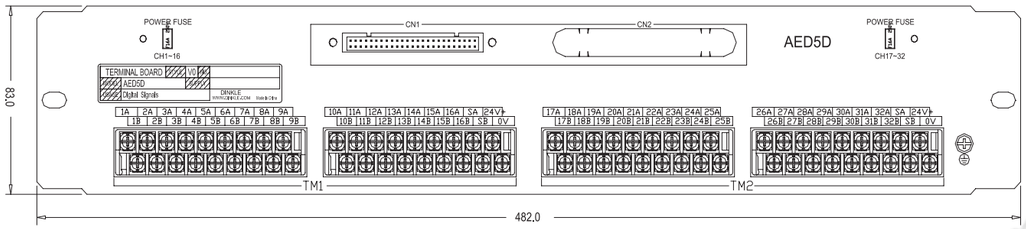


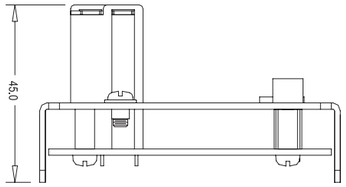


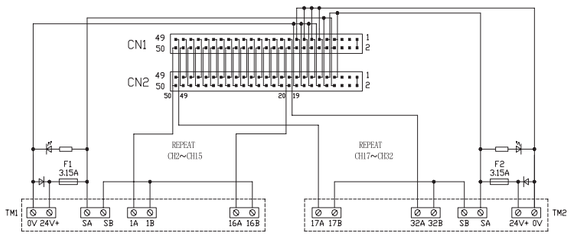


Pin Assignment

| Channel | CN1&2 | Terminal |
|---|---|---|
| CH1 | 50 | 1A |
| CH2 | 48 | 2A |
| CH3 | 46 | 3A |
| CH4 | 44 | 4A |
| CH5 | 42 | 5A |
| CH6 | 40 | 6A |
| CH7 | 38 | 7A |
| CH8 | 36 | 8A |
| CH9 | 34 | 9A |
| CH10 | 32 | 10A |
| CH11 | 30 | 11A |
| CH12 | 28 | 12A |
| CH13 | 26 | 13A |
| CH14 | 24 | 14A |
| CH15 | 22 | 15A |
| CH16 | 20 | 16A |
| CH17 | 49 | 17A |
| CH18 | 47 | 18A |
| CH19 | 45 | 19A |
| CH20 | 43 | 20A |
| CH21 | 41 | 21A |
| CH22 | 39 | 22A |
| CH23 | 37 | 23A |
| CH24 | 35 | 24A |
| CH25 | 33 | 25A |
| CH26 | 31 | 26A |
| CH27 | 29 | 27A |
| CH28 | 27 | 28A |
| CH29 | 25 | 29A |
| CH30 | 23 | 30A |
| CH31 | 21 | 31A |
| CH32 | 19 | 32A |
| COM1-16 | 12 14 16 18 | TM1-OV |
| COM17-32 | 11 13 15 17 | TM2-OV |
| 24VDC | 10 8 | TM1-SA |
| 24VDC | 9 7 | TM2-SA |
| NC | 3 4 5 6 | |
| CBSE | 1 2 | |

| | | | |
|---|---|---|---|
| **适用控制器** | **YOKOGAWA CS3000** | **信号标示灯** | N/A |
| **接口板订货规格** | **TMI-YCS3-32DX-X02** | **输入端接口/使用线径** | MIL 50p male |
| **系统电缆订货规格** | **N/A** | **输出端接口/使用线径外型** | 18-12AWG/0.75-2.5mm$^2$ |
| **继电器规格** | N/A | **尺寸 mm (L*W*H)** | 482*83*45 |
| **产品功能** | DI/DO board | **工作温度** | -20~+85℃ |
| **额定电压** | 24VDC | **熔断丝** | CXPF030150 |
| **额定电流** | 3.15 | **熔断丝** | N/A |
| **输入电流 Max (单通道)** | N/A | **跨接片** | N/A |
| **电源指示灯** | LED/Green | **防尘盖** | 0032A01900 |





## RMI-AS80-16DO-001




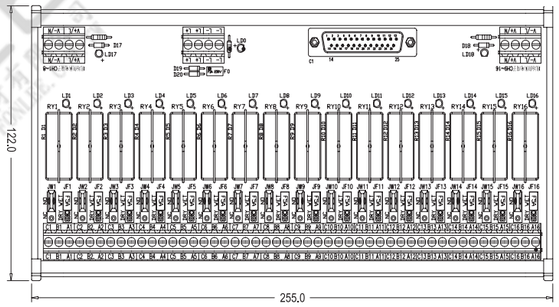


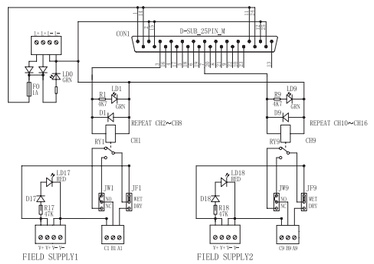


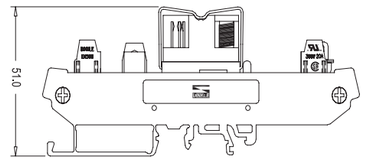


D_Sub Connector Pin Assignment

| Channel | Con1 DB25 male | Terminal |
|---|---|---|
| CH1 | 3 | A1 B1 C1 |
| CH2 | 16 | A2 B2 C2 |
| CH3 | 4 | A3 B3 C3 |
| CH4 | 17 | A4 B4 C4 |
| CH5 | 5 | A5 B5 C5 |
| CH6 | 18 | A6 B6 C6 |
| CH7 | 6 | A7 B7 C7 |
| CH8 | 19 | A8 B8 C8 |
| CH9 | 7 | A9 B9 C9 |
| CH10 | 20 | A10 B10 C10 |
| CH11 | 8 | A11 B11 C11 |
| CH12 | 21 | A12 B12 C12 |
| CH13 | 9 | A13 B13 C13 |
| CH14 | 22 | A14 B14 C14 |
| CH15 | 10 | A15 B15 C15 |
| CH16 | 23 | A16 B16 C16 |
| L+ | 1 14 11 24 | |
| L- | 2 15 12 25 | |
| NC | 13 | |

| | | | |
|---|---|---|---|
| **适用控制器** | **ABB S800** | **信号标示灯** | LED/Green |
| **接口板订货规格** | **RMI-AS80-16DO-001** | **输入端接口/使用线径** | D-sub 25p male |
| **系统电缆订货规格** | **N/A** | **输出端接口/使用线径** | 24-12AWG/0.5-2.5mm$^2$ |
| **继电器规格** | G2RL-1-E 24VDC/OMRON | **外型尺寸 mm (L*W*H)** | 255*122*51 |
| **产品功能** | DO Realy | **工作温度** | -20~+55℃ |
| **系统端电压** | 24VDC | **熔断丝** | CXPF010110 |
| **系统端电流** | 1A | **熔断丝** | CXPF050160 |
| **现场端电压** | 230V Max | **熔断丝** | N/A |
| **现场端电流** | N/A | **跨接片** | CNPJ000130 |
| **输出电流 Max (单通道)** | 5A | **跨接片** | N/A |
| **输入电流 Max (单通道)** | N/A | **防尘盖** | N/A |
| **电源指示灯** | LED/Red | | |

## RMI-AS80-16DI-001



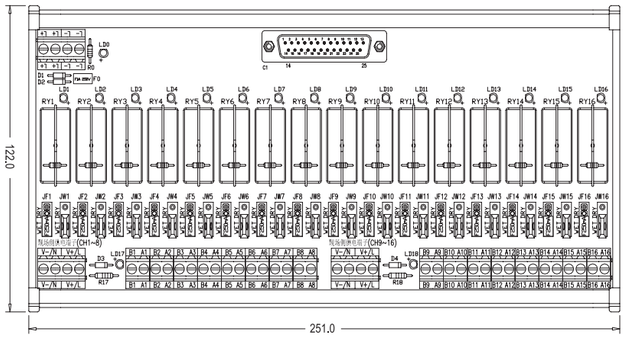


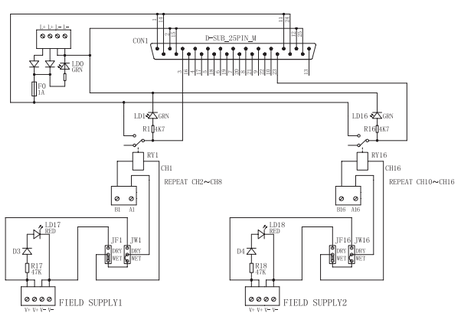


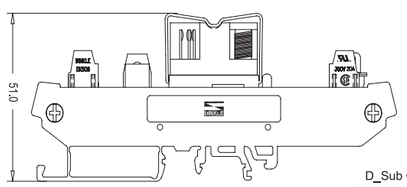


D_Sub Connector Pin Assignment

| Channel | Con1 DB25 male | Terminal |
|---|---|---|
| CH1 | 3 | A1 B1 |
| CH2 | 16 | A2 B2 |
| CH3 | 4 | A3 B3 |
| CH4 | 17 | A4 B4 |
| CH5 | 5 | A5 B5 |
| CH6 | 18 | A6 B6 |
| CH7 | 6 | A7 B7 |
| CH8 | 19 | A8 B8 |
| CH9 | 7 | A9 B9 |
| CH10 | 20 | A10 B10 |
| CH11 | 8 | A11 B11 |
| CH12 | 21 | A12 B12 |
| CH13 | 9 | A13 B13 |
| CH14 | 22 | A14 B14 |
| CH15 | 10 | A15 B15 |
| CH16 | 23 | A16 B16 |
| L+ | 1 14 11 24 | |
| L- | 2 15 12 25 | |
| NC | 13 | |

| | | | |
|---|---|---|---|
| **适用控制器** | **ABB S800** | **信号标示灯** | LED/Green |
| **接口板订货规格** | **RMI-AS80-16DI-001** | **输入端接口/使用线径** | 24-12AWG/0.5-2.5mm$^2$ |
| **系统电缆订货规格** | **N/A** | **输出端接口/使用线径** | D-sub 25p male |
| **继电器规格** | G2RL-1-E 24VDC/OMRON | **外型尺寸 mm (L*W*H)** | 251*122*52 |
| **产品功能** | DI Realy | **工作温度** | -20~+55℃ |
| **系统端电压** | 24VDC | **熔断丝** | CXPF25M100 |
| **系统端电流** | 1A | **熔断丝** | CXPF010110 |
| **现场端电压** | 24VDC | **熔断丝** | N/A |
| **现场端电流** | N/A | **跨接片** | CNPJ000130 |
| **输出电流 Max (单通道)** | N/A | **跨接片** | N/A |
| **输入电流 Max (单通道)** | 250mA | **防尘盖** | N/A |
| **电源指示灯** | LED/Red | | |





## RMI-YCS3-32DO-X01



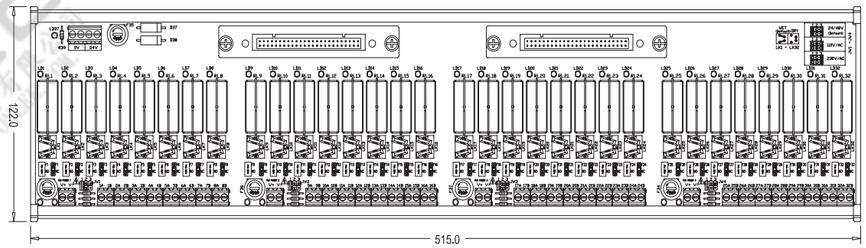


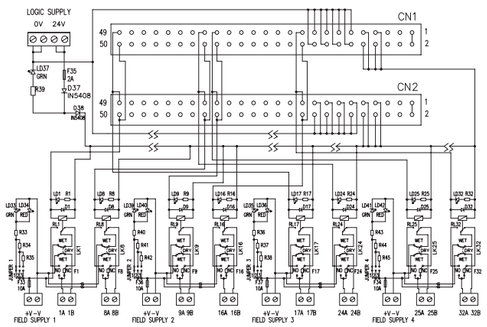


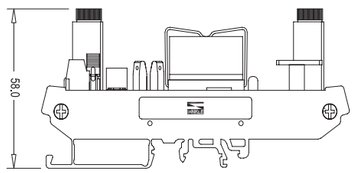


Pin Assignment

| Channel | CN1/CN2 | Channel | CN1/CN2 |
|---|---|---|---|
| CH1 | 50 | CH17 | 49 |
| CH2 | 48 | CH18 | 47 |
| CH3 | 46 | CH19 | 45 |
| CH4 | 44 | CH20 | 43 |
| CH5 | 42 | CH21 | 41 |
| CH6 | 40 | CH22 | 39 |
| CH7 | 38 | CH23 | 37 |
| CH8 | 36 | CH24 | 35 |
| CH9 | 34 | CH25 | 33 |
| CH10 | 32 | CH26 | 31 |
| CH11 | 30 | CH27 | 29 |
| CH12 | 28 | CH28 | 27 |
| CH13 | 26 | CH29 | 25 |
| CH14 | 24 | CH30 | 23 |
| CH15 | 22 | CH31 | 21 |
| CH16 | 20 | CH32 | 19 |
| 0V | 11~18 | NC | 3~6 |
| Bridged | 1，2 | 24V | 7~10 |

| | | | |
|---|---|---|---|
| **适用控制器** | **YOKOGAWA CS3000** | **信号标示灯** | LED/Green |
| **接口板订货规格** | **RMI-YCS3-32DO-X01** | **输入端接口/使用线径** | MIL 50p male |
| **系统电缆订货规格** | **N/A** | **输出端接口/使用线径** | 24-12AWG/0.5-2.5mm$^2$ |
| **继电器规格** | G2RL-1-E 24VDC/OMRON | **外型尺寸 mm (L*W*H)** | 515*122*58 |
| **产品功能** | DO Realy | **工作温度** | -20~+55℃ |
| **系统端电压** | 24VDC | **熔断丝** | CXPF020120 |
| **系统端电流** | 2A | **熔断丝** | CXPF020210 |
| **现场端电压** | 24V/48VDC,110VAC,230VAC | **熔断丝** | CXPF100170 |
| **现场端电流** | 10A | **跨接片** | CNPJ000130 |
| **输出电流 Max (单通道)** | 2A | **跨接片** | CNPJ000100 |
| **输入电流 Max (单通道)** | N/A | **防尘盖** | N/A |
| **电源指示灯** | LED/Green | | |

## RMI-YCS3-32DI-X01



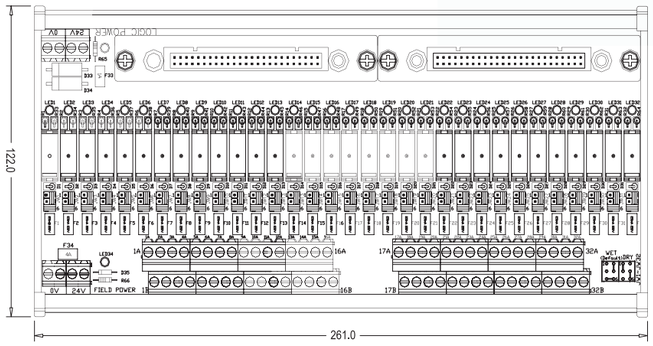


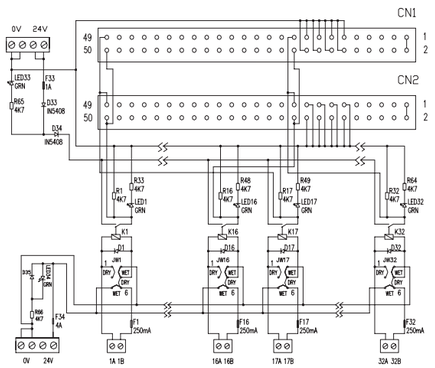


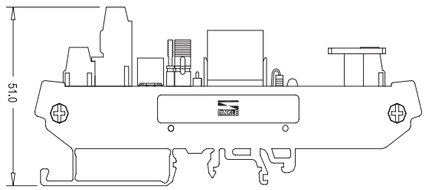


Pin Assignment

| Channel | CN1/CN2 | Channel | CN1/CN2 |
|---|---|---|---|
| CH1 | 50 | CH17 | 49 |
| CH2 | 48 | CH18 | 47 |
| CH3 | 46 | CH19 | 45 |
| CH4 | 44 | CH20 | 43 |
| CH5 | 42 | CH21 | 41 |
| CH6 | 40 | CH22 | 39 |
| CH7 | 38 | CH23 | 37 |
| CH8 | 36 | CH24 | 35 |
| CH9 | 34 | CH25 | 33 |
| CH10 | 32 | CH26 | 31 |
| CH11 | 30 | CH27 | 29 |
| CH12 | 28 | CH28 | 27 |
| CH13 | 26 | CH29 | 25 |
| CH14 | 24 | CH30 | 23 |
| CH15 | 22 | CH31 | 21 |
| CH16 | 20 | CH32 | 19 |
| 0V | 11~18 | NC | 3~10 |
| Bridged | 1，2 | | |

| | | | |
|---|---|---|---|
| **适用控制器** | **YOKOGAWA CS3000** | **信号标示灯** | LED/Green |
| **接口板订货规格** | **RMI-YCS3-32DI-X01** | **输入端接口/使用线径** | 24-12AWG/0.5-2.5mm$^2$ |
| **系统电缆订货规格** | **N/A** | **输出端接口/使用线径** | MIL 50p male |
| **继电器规格** | G6D-1A-ASI 24VDC/OMRON | **外型尺寸 mm (L*W*H)** | 261*122*51 |
| **产品功能** | DI Realy | **工作温度** | -20~+55℃ |
| **系统端电压** | 24VDC | **熔断丝** | CXPF25M100 |
| **系统端电流** | 1A | **熔断丝** | CXPF010110 |
| **现场端电压** | 24VDC | **熔断丝** | CXPF040220 |
| **现场端电流** | 4A | **跨接片** | CNPJ000140 |
| **输出电流 Max (单通道)** | N/A | **跨接片** | N/A |
| **输入电流 Max (单通道)** | 250mA | **防尘盖** | N/A |
| **电源指示灯** | LED/Green | | |





## RMI-YCS3-32DO-X02


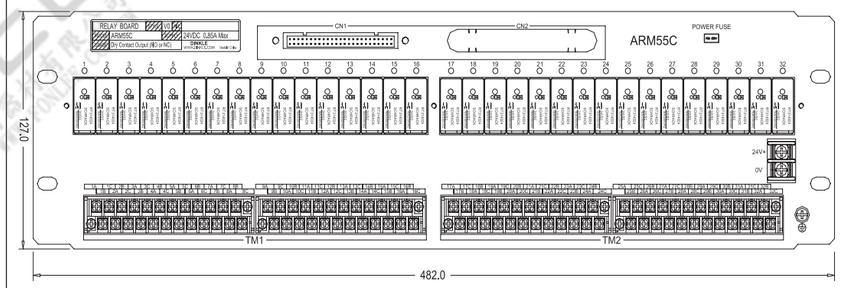


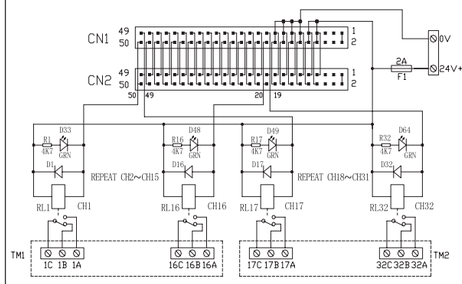


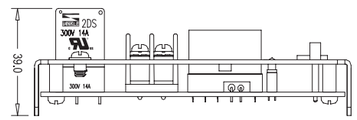


Pin Assignment

| Channel | CN1/2 | Terminal |
|---|---|---|
| CH1 | 50 | 1A 1B 1C |
| CH2 | 48 | 2A 2B 2C |
| CH3 | 46 | 3A 3B 3C |
| CH4 | 44 | 4A 4B 4C |
| CH5 | 42 | 5A 5B 5C |
| CH6 | 40 | 6A 6B 6C |
| CH7 | 38 | 7A 7B 7C |
| CH8 | 36 | 8A 8B 8C |
| CH9 | 34 | 9A 9B 9C |
| CH10 | 32 | 10A 10B 10C |
| CH11 | 30 | 11A 11B 11C |
| CH12 | 28 | 12A 12B 12C |
| CH13 | 26 | 13A 13B 13C |
| CH14 | 24 | 14A 14B 14C |
| CH15 | 22 | 15A 15B 15C |
| CH16 | 20 | 16A 16B 16C |
| CH17 | 49 | 17A 17B 17C |
| CH18 | 47 | 18A 18B 18C |
| CH19 | 45 | 19A 19B 19C |
| CH20 | 43 | 20A 20B 20C |
| CH21 | 41 | 21A 21B 21C |
| CH22 | 39 | 22A 22B 22C |
| CH23 | 37 | 23A 23B 23C |
| CH24 | 35 | 24A 24B 24C |
| CH25 | 33 | 25A 25B 25C |
| CH26 | 31 | 26A 26B 26C |
| CH27 | 29 | 27A 27B 27C |
| CH28 | 27 | 28A 28B 28C |
| CH29 | 25 | 29A 29B 29C |
| CH30 | 23 | 30A 30B 30C |
| CH31 | 21 | 31A 31B 31C |
| CH32 | 19 | 32A 32B 32C |
| | 7 8 9 10 | 24V+ |
| | 11 12 13 14 | 0V |
| | 15 16 17 18 | |
| NC | 1 2 3 4 5 6 | |

| | | | |
|---|---|---|---|
| **适用控制器** | **YOKOGAWA CS3000** | **信号标示灯** | LED/Green |
| **接口板订货规格** | **RMI-YCS3-32DO-X02** | **输入端接口/使用线径** | MIL 50p male |
| **系统电缆订货规格** | **N/A** | **输出端接口/使用线径** | 22-14AWG/0.5-1.5mm$^2$ |
| **继电器规格** | G2RL-1-E 24VDC/OMRON | **外型尺寸 mm (L*W*H)** | 482*127*39 |
| **产品功能** | DO Realy | **工作温度** | -20~+55℃ |
| **系统端电压** | 24VDC | **熔断丝** | CXPF020120 |
| **系统端电流** | 2A | **熔断丝** | N/A |
| **现场端电压** | N/A | **熔断丝** | N/A |
| **现场端电流** | N/A | **跨接片** | N/A |
| **输出电流 Max (单通道)** | 4A | **跨接片** | N/A |
| **输入电流 Max (单通道)** | N/A | **防尘盖** | 0032A01900 |
| **电源指示灯** | N/A | | |

系统接口板

## RMI-YCS3-32DO-X03


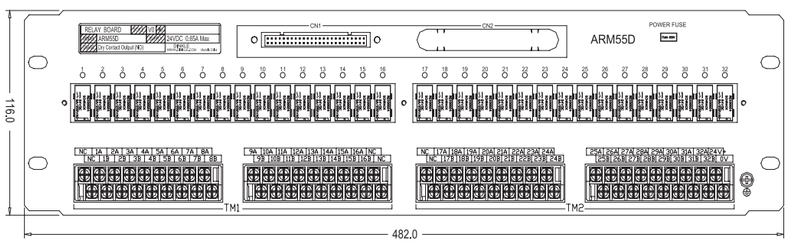


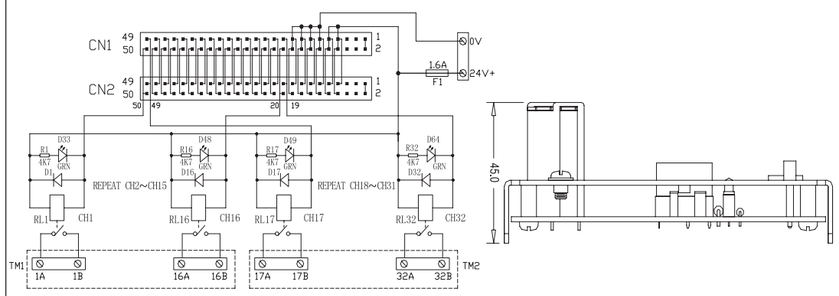


Pin Assignment

| Channel | CN1/2 | Terminal |
|---|---|---|
| CH1 | 50 | 1A 1B |
| CH2 | 48 | 2A 2B |
| CH3 | 46 | 3A 3B |
| CH4 | 44 | 4A 4B |
| CH5 | 42 | 5A 5B |
| CH6 | 40 | 6A 6B |
| CH7 | 38 | 7A 7B |
| CH8 | 36 | 8A 8B |
| CH9 | 34 | 9A 9B |
| CH10 | 32 | 10A 10B |
| CH11 | 30 | 11A 11B |
| CH12 | 28 | 12A 12B |
| CH13 | 26 | 13A 13B |
| CH14 | 24 | 14A 14B |
| CH15 | 22 | 15A 15B |
| CH16 | 20 | 16A 16B |
| CH17 | 49 | 17A 17B |
| CH18 | 47 | 18A 18B |
| CH19 | 45 | 19A 19B |
| CH20 | 43 | 20A 20B |
| CH21 | 41 | 21A 21B |
| CH22 | 39 | 22A 22B |
| CH23 | 37 | 23A 23B |
| CH24 | 35 | 24A 24B |
| CH25 | 33 | 25A 25B |
| CH26 | 31 | 26A 26B |
| CH27 | 29 | 27A 27B |
| CH28 | 27 | 28A 28B |
| CH29 | 25 | 29A 29B |
| CH30 | 23 | 30A 30B |
| CH31 | 21 | 31A 31B |
| CH32 | 19 | 32A 32B |
| | 7 8 9 10 | 24V+ |
| | 11 12 13 14 | 0V |
| | 15 16 17 18 | |
| NC | 1 2 3 4 5 6 | |

| | | | |
|---|---|---|---|
| **适用控制器** | **YOKOGAWA CS3000** | **信号标示灯** | LED/Green |
| **接口板订货规格** | **RMI-YCS3-32DO-X03** | **输入端接口/使用线径** | MIL 50p male |
| **系统电缆订货规格** | **N/A** | **输出端接口/使用线径** | 18-12AWG/0.75-2.5mm² |
| **继电器规格** | RE030024/TYCO | **外型尺寸 mm (L*W*H)** | 482*116*45 |
| **产品功能** | DO Realy | **工作温度** | -20~+55℃ |
| **系统端电压** | 24VDC | **熔断丝** | CXPF010270 |
| **系统端电流** | 1.6A | **熔断丝** | N/A |
| **现场端电压** | N/A | **熔断丝** | N/A |
| **现场端电流** | N/A | **跨接片** | N/A |
| **输出电流 Max (单通道)** | 4A | **跨接片** | N/A |
| **输入电流 Max (单通道)** | N/A | **防尘盖** | 0032A01900 |
| **电源指示灯** | N/A | | |





## RMI-YCS3-32DO-X04


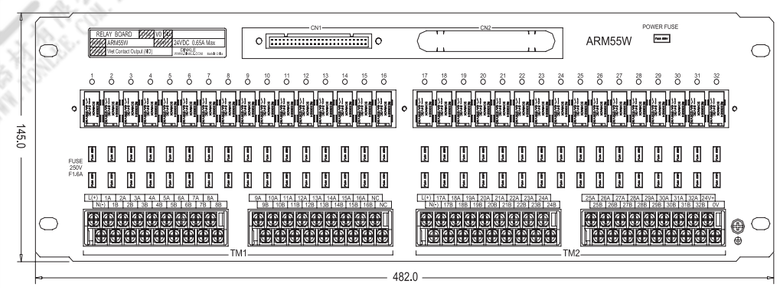


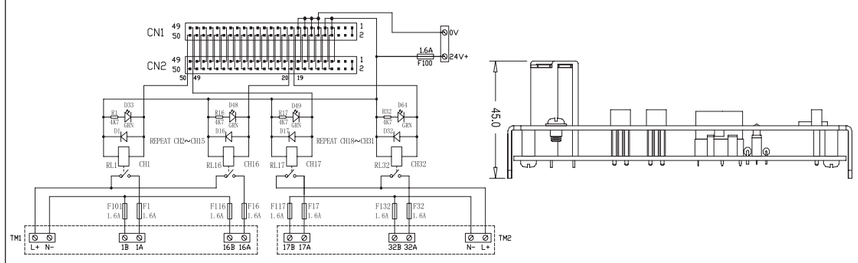


Pin Assignment

| Channel | CN1/2 | Terminal |
|---|---|---|
| CH1 | 50 | 1A 1B |
| CH2 | 48 | 2A 2B |
| CH3 | 46 | 3A 3B |
| CH4 | 44 | 4A 4B |
| CH5 | 42 | 5A 5B |
| CH6 | 40 | 6A 6B |
| CH7 | 38 | 7A 7B |
| CH8 | 36 | 8A 8B |
| CH9 | 34 | 9A 9B |
| CH10 | 32 | 10A 10B |
| CH11 | 30 | 11A 11B |
| CH12 | 28 | 12A 12B |
| CH13 | 26 | 13A 13B |
| CH14 | 24 | 14A 14B |
| CH15 | 22 | 15A 15B |
| CH16 | 20 | 16A 16B |
| CH17 | 49 | 17A 17B |
| CH18 | 47 | 18A 18B |
| CH19 | 45 | 19A 19B |
| CH20 | 43 | 20A 20B |
| CH21 | 41 | 21A 21B |
| CH22 | 39 | 22A 22B |
| CH23 | 37 | 23A 23B |
| CH24 | 35 | 24A 24B |
| CH25 | 33 | 25A 25B |
| CH26 | 31 | 26A 26B |
| CH27 | 29 | 27A 27B |
| CH28 | 27 | 28A 28B |
| CH29 | 25 | 29A 29B |
| CH30 | 23 | 30A 30B |
| CH31 | 21 | 31A 31B |
| CH32 | 19 | 32A 32B |
| | 7 8 9 10 | 24V+ |
| | 11 12 13 14 | 0V |
| | 15 16 17 18 | |
| NC | 1 2 3 4 5 6 | |

| | | | |
|---|---|---|---|
| **适用控制器** | **YOKOGAWA CS3000** | **信号标示灯** | LED/Green |
| **接口板订货规格** | **RMI-YCS3-32DO-X04** | **输入端接口/使用线径** | MIL 50p male |
| **系统电缆订货规格** | **N/A** | **输出端接口/使用线径** | 18-12AWG/0.75-2.5mm² |
| **继电器规格** | RE030024/TYCO | **外型尺寸 mm (L*W*H)** | 482*145*45 |
| **产品功能** | DO Realy | **工作温度** | -20~+55℃ |
| **系统端电压** | 24VDC | **熔断丝** | CXPF010270 |
| **系统端电流** | 1.6A | **熔断丝** | N/A |
| **现场端电压** | 230V Max | **熔断丝** | N/A |
| **现场端电流** | N/A | **跨接片** | N/A |
| **输出电流 Max (单通道)** | 1.6A | **跨接片** | N/A |
| **输入电流 Max (单通道)** | N/A | **防尘盖** | 0032A01900 |
| **电源指示灯** | N/A | | |

## 系统接口板 / *System Interface*

**RMI-YCS3-32DI-X02**




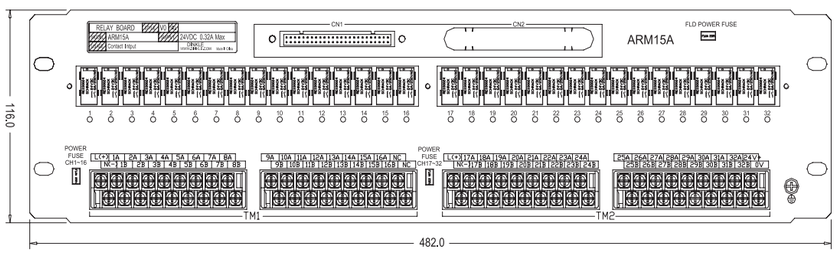


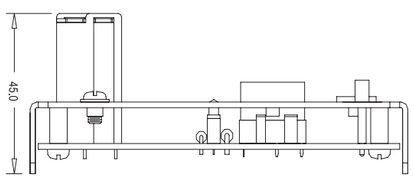


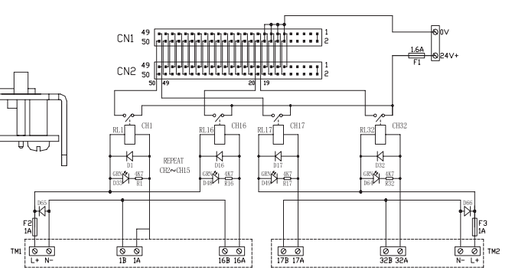


Pin Assignment

| Channel | CN1/2 | Terminal |
|---|---|---|
| CH1 | 50 | 1A 1B |
| CH2 | 48 | 2A 2B |
| CH3 | 46 | 3A 3B |
| CH4 | 44 | 4A 4B |
| CH5 | 42 | 5A 5B |
| CH6 | 40 | 6A 6B |
| CH7 | 38 | 7A 7B |
| CH8 | 36 | 8A 8B |
| CH9 | 34 | 9A 9B |
| CH10 | 32 | 10A 10B |
| CH11 | 30 | 11A 11B |
| CH12 | 28 | 12A 12B |
| CH13 | 26 | 13A 13B |
| CH14 | 24 | 14A 14B |
| CH15 | 22 | 15A 15B |
| CH16 | 20 | 16A 16B |
| CH17 | 49 | 17A 17B |
| CH18 | 47 | 18A 18B |
| CH19 | 45 | 19A 19B |
| CH20 | 43 | 20A 20B |
| CH21 | 41 | 21A 21B |
| CH22 | 39 | 22A 22B |
| CH23 | 37 | 23A 23B |
| CH24 | 35 | 24A 24B |
| CH25 | 33 | 25A 25B |
| CH26 | 31 | 26A 26B |
| CH27 | 29 | 27A 27B |
| CH28 | 27 | 28A 28B |
| CH29 | 25 | 29A 29B |
| CH30 | 23 | 30A 30B |
| CH31 | 21 | 31A 31B |
| CH32 | 19 | 32A 32B |
| | 7 8 9 10 | NC |
| | 11 12 13 14 | 0V |
| | 15 16 17 18 | |
| NC | 1 2 3 4 5 6 | |

| | | | |
|---|---|---|---|
| **适用控制器** | **YOKOGAWA CS3000** | **信号标示灯** | LED/Green |
| **接口板订货规格** | **RMI-YCS3-32DI-X02** | **输入端接口/使用线径** | 18-12AWG/0.75-2.5mm² |
| **系统电缆订货规格** | **N/A** | **输出端接口/使用线径** | MIL 50p male |
| **继电器规格** | RE030024/TYCO | **外型尺寸 mm (L*W*H)** | 482*116*45 |
| **产品功能** | DI Realy | **工作温度** | -20~+55℃ |
| **系统端电压** | 24VDC | **熔断丝** | CXPF010110 |
| **系统端电流** | 1.6A | **熔断丝** | CXPF010270 |
| **现场端电压** | 24VDC | **熔断丝** | N/A |
| **现场端电流** | 1A | **跨接片** | N/A |
| **输出电流 Max (单通道)** | N/A | **跨接片** | N/A |
| **输入电流 Max (单通道)** | N/A | **防尘盖** | 0032A01900 |
| **电源指示灯** | N/A | | |



# Honeywell C300

## Honeywell C300 预置系统电缆

### 为何要选用预置电缆?

#### 使用非工业安全认证电缆

- 导电后温度易高于室温30度，影响电子产品稳定度。
- 屏蔽效果不稳定，易有EMC问题。
- 无编线网套管，电缆易受损。
- 长度高于10米时，易出现讯号中断的情况。
- 柔韧性较差，无法承受多次折弯。
- 电缆无法通过工业环境下之老化测验。
- 多芯线径使用时，单芯线尺寸易出现不符合统一要求之情况。

#### 使用UL安全认证电缆

**1、Using Standard 1#：UL 1581**

- 绝缘电阻测试
  Condition：> ≥10 MΩ/Km 500V D,60S,at 20℃
- 导体电阻测试
  Condition：20℃,1000mV,1000Hz,24AWG,90.3MΩ/Km Max
- 耐电压测试
  2000V AC,60S,No breakdown

**2、Using Standard 2#：UL 758 in PVC Physical**
**Condition：Aging Termp:113℃,168H**

- 老化前：
  抗张强度（ib/in²）：>1500PSI
  延伸率（%）：100%
- 老化后：
  抗张强度（ib/in²）：>70%
  延伸率（%）：65%

#### 使用一般电缆时的接线时间

- 单个IOTA的接点时间：300秒/64点。
- 采人工作业接点，耗时长，柜间排列较杂乱。

#### 使用预置电缆后的接线时间

- 单个IOTA的接点时间：5秒/64点。
- 现场组装工时节约，排列整齐，可节省大量时间及现场工艺。

## DK-1963-AXX-30

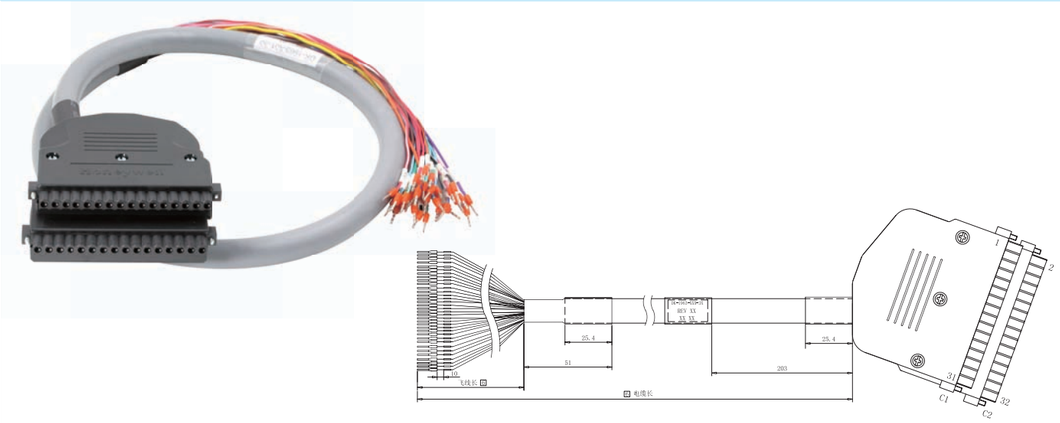

| C300/IOTA P/N | CC-TDIL 01/11 | 电缆规格 | 22AWG 17 / 0.16 32C tinner copper |
|---|---|---|---|
| 额定电压 | 300VAC / VDC | 屏蔽 | Aluminium / poly foil 100% coverage |
| 额定电流 | 1A | 配件 | 绝缘帽（0211C1XX00） |
| 使用温度 | -20℃ ~ 105℃ | 符合安规 | |
| 连接点数 | 32 pins / 32 pins | | |
| 电缆材质 | 铜 | | |

◆ 此预制电缆配合霍尼韦尔Experion C I/O H系统使用。
◆ 系统端16通道端子台连接C IOTA，另一端16通道散线加圆棒端子接DI模组。
◆ 长度可定制。

| 订货规格 | 电缆长度 |
|---|---|
| DK-1963-A06-30 | 6M |
| DK-1963-A08-30 | 8M |
| DK-1963-A10-30 | 10M |
| DK-1963-A13-30 | 13M |
| DK-1963-A15-30 | 15M |
| DK-1963-A20-30 | 20M |
| DK-1963-A25-30 | 25M |
| DK-1963-A30-30 | 30M |

## DK-1987-BXX-4F-30

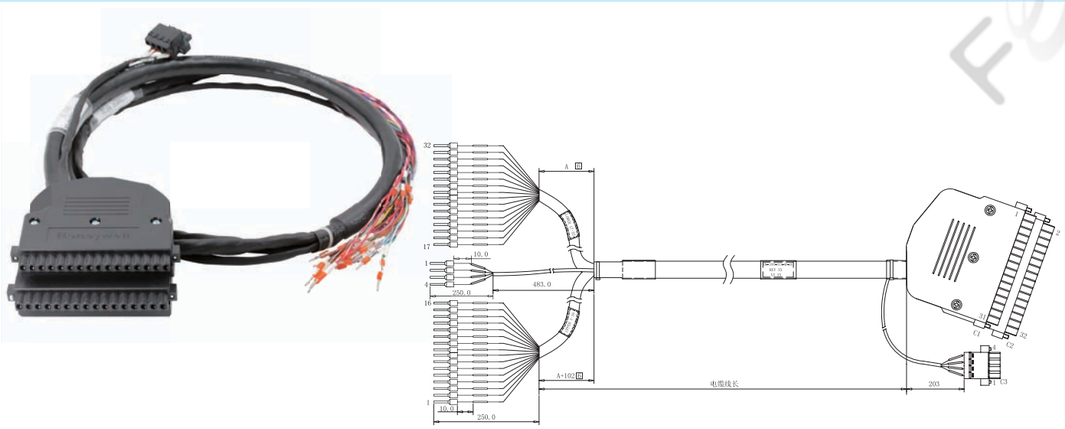

| C300/IOTA P/N | CC-TDOB 01/11 | 电缆规格 | 22AWG 17 / 0.16 36C tinner copper |
|---|---|---|---|
| 额定电压 | 300VAC / VDC | 屏蔽 | Aluminium / poly foil 100% coverage |
| 额定电流 | 1A | 配件 | 绝缘帽（0211C1XX00） |
| 使用温度 | -20℃ ~ 105℃ | 符合安规 | |
| 连接点数 | 32+4 pins / 32+4 pins | | |
| 电缆材质 | 铜 | | |

◆ 此预制电缆配合霍尼韦尔Experion C I/O H系统使用。
◆ 系统端16通道端子台连接C IOTA，另一端16通道散线加圆棒端子接DO模组。
◆ 长度可定制。

| 订货规格 | 电缆长度 |
|---|---|
| DK-1987-B06-4F-30 | 6M |
| DK-1987-B08-4F-30 | 8M |
| DK-1987-B10-4F-30 | 10M |
| DK-1987-B13-4F-30 | 13M |
| DK-1987-B15-4F-30 | 15M |
| DK-1987-B20-4F-30 | 20M |
| DK-1987-B25-4F-30 | 25M |
| DK-1987-B30-4F-30 | 30M |





## DK-3892-CXX-3S

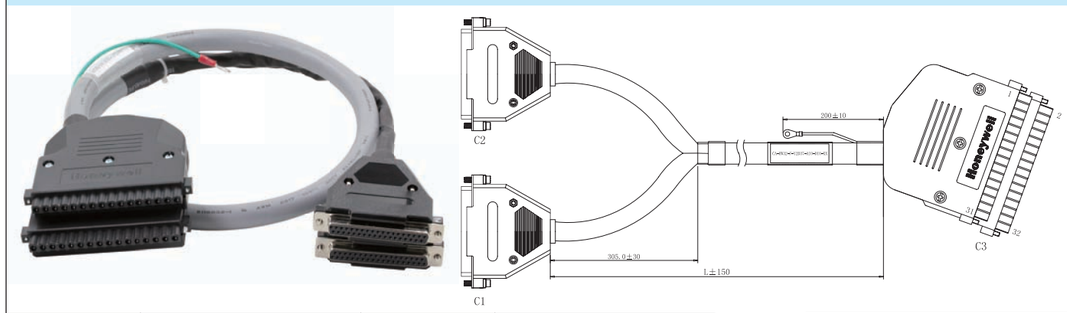

| C300/IOTA P/N | CC-TDIL 01/11 CC-TDOB 01/11 | 电缆规格 | 22AWG 17 / 0.16 32C tinner copper |
|---|---|---|---|
| 额定电压 | 300VAC / VDC | 屏蔽 | Aluminium / poly foil 100% coverage |
| 额定电流 | 1A | 配件 | N/A |
| 使用温度 | -20℃ ~ 105℃ | 符合安规 | |
| 连接点数 | 2*37 pins / 32 pins | | |
| 电缆材质 | 铜 | | |

◆ 此预制电缆配合霍尼韦尔Experion C I/O H系统使用。
◆ 系统端16通道端子台连接C IOTA，另一端每8个通道用37P D–SUB接HIC或HiD模组。
◆ 长度可定制。

| 订货规格 | 电缆长度 |
|---|---|
| DK-3892-C06-3S | 6M |
| DK-3892-C08-3S | 8M |
| DK-3892-C10-3S | 10M |
| DK-3892-C13-3S | 13M |
| DK-3892-C15-3S | 15M |
| DK-3892-C20-3S | 20M |
| DK-3892-C25-3S | 25M |
| DK-3892-C30-3S | 30M |

| | | | | | | | | | | | | | | | | |
|---|---|---|---|---|---|---|---|---|---|---|---|---|---|---|---|---|
| C2 | 19 | 37 | 17 | 35 | 15 | 33 | 13 | 31 | 11 | 29 | 9 | 27 | 7 | 25 | 5 | 23 |
| C3 | 2 | 1 | 4 | 3 | 6 | 5 | 8 | 7 | 10 | 9 | 12 | 11 | 14 | 13 | 16 | 15 |
| C1 | 19 | 37 | 17 | 35 | 15 | 33 | 13 | 31 | 11 | 29 | 9 | 27 | 7 | 25 | 5 | 23 |
| C3 | 18 | 17 | 20 | 19 | 22 | 21 | 24 | 23 | 26 | 25 | 28 | 27 | 30 | 29 | 32 | 31 |

## DK-3914-DXX-RM-DIO



| C300/IOTA P/N | CC-TDIL 01/11 CC-TDOB 01/11 | 电缆规格 | 22AWG 17 / 0.16 32C tinner copper |
|---|---|---|---|
| 额定电压 | 300VAC / VDC | 屏蔽 | Aluminium / poly foil 100% coverage |
| 额定电流 | 1A | 配件 | N/A |
| 使用温度 | -20℃ ~ 80℃ | 符合安规 | |
| 连接点数 | 37 pins / 32 pins | | |
| 电缆材质 | 铜 | | |

◆ 此预制电缆配合霍尼韦尔Experion C I/O H系统使用。
◆ 系统端16通道端子台连接C IOTA，另一端16通道用37P D–SUB接RM模组。
◆ 长度可定制，用于RM 16DO、RM16DI、RM16DO 1CO。

| 订货规格 | 电缆长度 |
|---|---|
| DK-3914-D01-RM-DIO | 1M |
| DK-3914-D05-RM-DIO | 5M |
| DK-3914-D10-RM-DIO | 10M |
| DK-3914-D15-RM-DIO | 15M |
| DK-3914-D20-RM-DIO | 20M |
| DK-3914-D25-RM-DIO | 25M |
| DK-3914-D30-RM-DIO | 30M |
| DK-3914-D35-RM-DIO | 35M |
| DK-3914-D40-RM-DIO | 40M |
| DK-3914-D45-RM-DIO | 45M |
| DK-3914-D50-RM-DIO | 50M |

| | | | | | | | | | | | | | | | | |
|---|---|---|---|---|---|---|---|---|---|---|---|---|---|---|---|---|
| C1 | 2 | 1 | 4 | 3 | 6 | 5 | 8 | 7 | 10 | 9 | 12 | 11 | 14 | 13 | 16 | 15 |
| C2 | 2 | 1 | 4 | 3 | 6 | 5 | 8 | 7 | 10 | 9 | 12 | 11 | 14 | 13 | 16 | 15 |
| C1 | 18 | 17 | 20 | 19 | 22 | 21 | 24 | 23 | 26 | 25 | 28 | 27 | 30 | 29 | 32 | 31 |
| C2 | 18 | 17 | 20 | 19 | 22 | 21 | 24 | 23 | 26 | 25 | 28 | 27 | 30 | 29 | 32 | 31 |

系统电缆

## CABDYNC300AO-XX

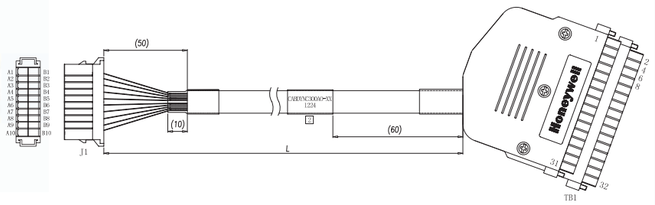


| 订 货 规 格 | 电缆长度 |
|---|---|
| CABDYNC300AO-1 | 1M |
| CABDYNC300AO-5 | 5M |
| CABDYNC300AO-10 | 10M |
| CABDYNC300AO-15 | 15M |
| CABDYNC300AO-20 | 20M |
| CABDYNC300AO-25 | 25M |
| CABDYNC300AO-30 | 30M |
| CABDYNC300AO-35 | 35M |
| CABDYNC300AO-40 | 40M |
| CABDYNC300AO-45 | 45M |
| CABDYNC300AO-50 | 50M |

| | | | |
|---|---|---|---|
| C300/IOTA P/N | CC-TAOX 01/11 | 电 缆 规 格 | 22AWG 17 / 0.16 20C tinner copper |
| 额 定 电 压 | 300VAC / VDC | 屏 蔽 | Aluminium / poly foil 100% coverage |
| 额 定 电 流 | 1A | 配 件 | N/A |
| 使 用 温 度 | -20℃ ~ 105℃ | 符 合 安 规 | RoHS, c UL us, VDE |
| 连 接 点 数 | 32 pins / 20 pins | | |
| 电 缆 材 质 | 铜 | | |

◆ 此预制电缆配合霍尼韦尔Experion C I/O H系统使用。
◆ 系统端16通道端子台连接C IOTA，另一端16通道用20P AMP D–3000连接器连接到MTL FTA。
◆ 长度可定制，用于MTL CC–TAOXOI/11。

| J1 | A10 | B10 | A09 | B09 | A08 | B08 | A07 | B07 | A06 | B06 | A05 | B05 | A04 | B04 | A03 | B03 | A02 | B02 | A01 | B01 |
|---|---|---|---|---|---|---|---|---|---|---|---|---|---|---|---|---|---|---|---|---|
| TB1(1-31) | | | 1 | 3 | 5 | 7 | 9 | 11 | 13 | 15 | 17 | 19 | 21 | 23 | 25 | 27 | 29 | 31 | | |
| TB1(2-32) | 2 | 4 | | | | | | | | | | | | | | | | | 6 | 8 |

## CABDYNC300AI-XX

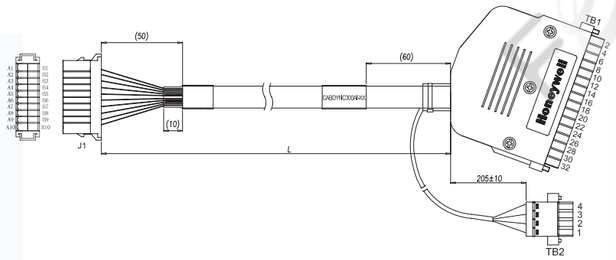


| 订 货 规 格 | 电缆长度 |
|---|---|
| CABDYNC300AI-1 | 1M |
| CABDYNC300AI-5 | 5M |
| CABDYNC300AI-10 | 10M |
| CABDYNC300AI-15 | 15M |
| CABDYNC300AI-20 | 20M |
| CABDYNC300AI-25 | 25M |
| CABDYNC300AI-30 | 30M |
| CABDYNC300AI-35 | 35M |
| CABDYNC300AI-40 | 40M |
| CABDYNC300AI-45 | 45M |
| CABDYNC300AI-50 | 50M |

| | | | |
|---|---|---|---|
| C300/IOTA P/N | CC-TAIX 01/11 | 电 缆 规 格 | 22AWG 17 / 0.16 20C tinner copper |
| 额 定 电 压 | 300VAC / VDC | 屏 蔽 | Aluminium / poly foil 100% coverage |
| 额 定 电 流 | 1A | 配 件 | N/A |
| 使 用 温 度 | -20℃ ~ 105℃ | 符 合 安 规 | RoHS, c UL us, VDE |
| 连 接 点 数 | 16+4 pins / 20 pins | | |
| 电 缆 材 质 | 铜 | | |

◆ 此预制电缆配合霍尼韦尔Experion C I/O H系统使用。
◆ 系统端16通道端子台连接C IOTA，另一端16通道用20P AMP D–3000连接器连接到MTL FTA。
◆ 长度可定制，用于MTL CC–TAIXOI/11。

| J1 | A10 | B10 | A09 | B09 | A08 | B08 | A07 | B07 | A06 | B06 | A05 | B05 | A04 | B04 | A03 | B03 | A02 | B02 | A01 | B01 |
|---|---|---|---|---|---|---|---|---|---|---|---|---|---|---|---|---|---|---|---|---|
| TB1 | | | 2 | 4 | 6 | 8 | 10 | 12 | 14 | 16 | 18 | 20 | 22 | 24 | 26 | 28 | 30 | 32 | | |
| TB2 | 1 | 2 | | | | | | | | | | | | | | | | | 3 | 4 |





## CABDYNC300DI-XX

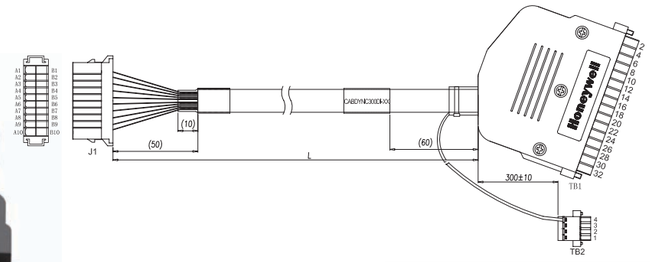


| 订 货 规 格 | 电缆长度 |
|---|---|
| CABDYNC300DI-1 | 1M |
| CABDYNC300DI-5 | 5M |
| CABDYNC300DI-10 | 10M |
| CABDYNC300DI-15 | 15M |
| CABDYNC300DI-20 | 20M |
| CABDYNC300DI-25 | 25M |
| CABDYNC300DI-30 | 30M |
| CABDYNC300DI-35 | 35M |
| CABDYNC300DI-40 | 40M |
| CABDYNC300DI-45 | 45M |
| CABDYNC300DI-50 | 50M |

| | | | |
|---|---|---|---|
| C300/IOTA P/N | CC-TDIL 01/11 16ch digital input | 电 缆 规 格 | 22AWG 17 / 0.16 16C tinner copper |
| 额 定 电 压 | 300VAC / VDC | 屏 蔽 | Aluminium / poly foil 100% coverage |
| 额 定 电 流 | 1A | 配 件 | N/A |
| 使 用 温 度 | -20℃ ~ 105℃ | 符 合 安 规 | RoHS, c UL us, VDE |
| 连 接 点 数 | 16 pins / 20 pins | | |
| 电 缆 材 质 | 铜 | | |

◆ 此预制电缆配合霍尼韦尔Experion C I/O MTL H系统使用。
◆ 系统端16通道端子台连接C IOTA，另一端16通道用20P AMP D–3000连接器连接到MTL FTA。
◆ 长度可定制，用于CC–TDIL01/11。

| J1 | A10 | B10 | A09 | B09 | A08 | B08 | A07 | B07 | A06 | B06 | A05 | B05 | A04 | B04 | A03 | B03 | A02 | B02 | A01 | B01 |
|---|---|---|---|---|---|---|---|---|---|---|---|---|---|---|---|---|---|---|---|---|
| TB1 | | | 2 | 4 | 6 | 8 | 10 | 12 | 14 | 16 | 18 | 20 | 22 | 24 | 26 | 28 | 30 | 32 | | |
| TB2 | 4 | | | | | | | | | | | | | | | | | | | |

## K021-A006/XX

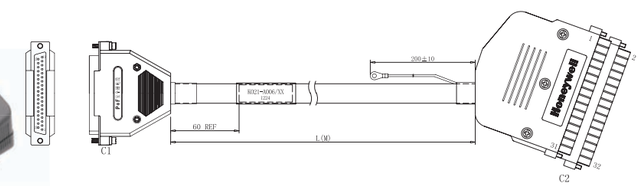


| 订 货 规 格 | 电缆长度 |
|---|---|
| K021-A006/5 | 5M |
| K021-A006/10 | 10M |
| K021-A006/15 | 15M |
| K021-A006/20 | 20M |
| K021-A006/25 | 25M |
| K021-A006/30 | 30M |
| K021-A006/35 | 35M |
| K021-A006/40 | 40M |
| K021-A006/45 | 45M |
| K021-A006/50 | 50M |

| | | | |
|---|---|---|---|
| C300/IOTA P/N | CC-TDIL 01/11 CC-TDOB 01/11 | 电 缆 规 格 | 22AWG 17 / 0.16 32C tinner copper |
| 额 定 电 压 | 300VAC / VDC | 屏 蔽 | Aluminium / poly foil 100% coverage |
| 额 定 电 流 | 1A | 配 件 | N/A |
| 使 用 温 度 | -20℃ ~ 80℃ | 符 合 安 规 | RoHS, c UL us, VDE |
| 连 接 点 数 | 37 pins / 32 pins | | |
| 电 缆 材 质 | 铜 | | |

◆ 此预制电缆配合霍尼韦尔Experion C I/O Pepperl+Fuchs H系统使用。
◆ 系统端16通道端子台连接C IOTA，另一端16通道用37P D–SUB连接P+F HiC或HiD。
◆ 长度可定制，用于P+F HiC系列。

| | | | | | | | | | | | | | | | | |
|---|---|---|---|---|---|---|---|---|---|---|---|---|---|---|---|---|
| C1 | 19 | 37 | 18 | 36 | 17 | 35 | 16 | 34 | 15 | 33 | 14 | 32 | 13 | 31 | 12 | 30 |
| C2 | 2 | 1 | 4 | 3 | 6 | 5 | 8 | 7 | 10 | 9 | 12 | 11 | 14 | 13 | 16 | 15 |

| | | | | | | | | | | | | | | | | |
|---|---|---|---|---|---|---|---|---|---|---|---|---|---|---|---|---|
| C1 | 11 | 29 | 10 | 28 | 9 | 27 | 8 | 26 | 7 | 25 | 6 | 24 | 5 | 23 | 4 | 22 |
| C2 | 18 | 17 | 20 | 19 | 22 | 21 | 24 | 23 | 26 | 25 | 28 | 27 | 30 | 29 | 32 | 31 |

系统电缆

## A101-0052/XX

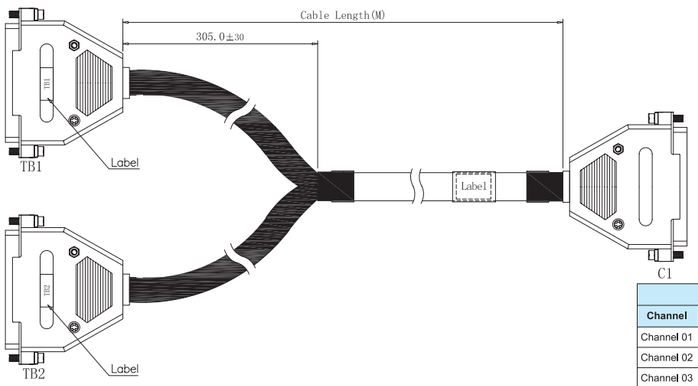


| 订 货 规 格 | 电缆长度 |
|---|---|
| A101-0052/5 | 5M |
| A101-0052/10 | 10M |
| A101-0052/15 | 15M |
| A101-0052/20 | 20M |
| A101-0052/25 | 25M |
| A101-0052/30 | 30M |
| A101-0052/35 | 35M |
| A101-0052/40 | 40M |
| A101-0052/45 | 45M |
| A101-0052/50 | 50M |

Pinning information

| Channel | C1 D-SUB | TB1 D-SUB | SIGN | C1 D-SUB | TB2 D-SUB |
|---|---|---|---|---|---|
| Channel 01 | 20 | 37 | Channel 17 | 2 | 37 |
| Channel 02 | 21 | 36 | Channel 18 | 3 | 36 |
| Channel 03 | 22 | 35 | Channel 19 | 4 | 35 |
| Channel 04 | 23 | 34 | Channel 20 | 5 | 34 |
| Channel 05 | 24 | 33 | Channel 21 | 6 | 33 |
| Channel 06 | 25 | 32 | Channel 22 | 7 | 32 |
| Channel 07 | 26 | 31 | Channel 23 | 8 | 31 |
| Channel 08 | 27 | 30 | Channel 24 | 9 | 30 |
| Channel 09 | 28 | 29 | Channel 25 | 10 | 29 |
| Channel 10 | 29 | 28 | Channel 26 | 11 | 28 |
| Channel 11 | 30 | 27 | Channel 27 | 12 | 27 |
| Channel 12 | 31 | 26 | Channel 28 | 13 | 26 |
| Channel 13 | 32 | 25 | Channel 29 | 14 | 25 |
| Channel 14 | 33 | 24 | Channel 30 | 15 | 24 |
| Channel 15 | 34 | 23 | Channel 31 | 16 | 23 |
| Channel 16 | 35 | 22 | Channel 32 | 17 | 22 |
| 24V | 19 | 1 | 24V | 37 | 1 |
| 0v | 18 | 20 | 0v | 36 | 20 |
| | | 19 | | | 19 |
| | | 18 | | | 18 |
| | | 17 | | | 17 |
| | | 16 | | | 16 |
| | | 15 | | | 15 |
| | | 14 | | | 14 |
| | | 13 | | | 13 |
| | | 12 | | | 12 |
| | | 11 | | | 11 |
| | | 10 | | | 10 |
| | | 9 | | | 9 |
| | | 8 | | | 8 |
| | | 7 | | | 7 |
| | | 6 | | | 6 |
| | | 5 | | | 5 |
| | | 4 | | | 4 |
| NC | | 2 | NC | | 2 |
| | | 3 | | | 3 |

| | | | |
|---|---|---|---|
| **C300/IOTA P/N** | CC-TDIL 01/11<br>CC-TDOB 01/11 | 电 缆 规 格 | 20AWG 21/0.18 32C tinner copper |
| 额 定 电 压 | 300VAC / VDC | 屏 蔽 | Aluminium / poly foil 100% coverage |
| 额 定 电 流 | 1A | 地 线 | N/A |
| 使 用 温 度 | -20℃ ~ 80℃ | 符 合 安 规 | RoHS, c UL us, VDE |
| 连 接 点 数 | 37 pins / 37*2 pins | | |
| 电 缆 材 质 | 铜 | | |

- ◆ 此预制电缆配合霍尼韦尔Experion C I/O H系统使用。
- ◆ 系统端16通道端子台连接C IOTA，另一端16通道用37P D–SUB连接P+F HiC底板。
- ◆ 长度可定制，用于P+F HiC系列。



DINKLE 因联结而喜悦!!
Delight Through Connections